

**FY 2017**

**DRAFT**

**City of Easton**  
**Department of Community &  
Economic Development**



**Consolidated Annual Performance &  
Evaluation Report (CAPER)**

**For Program Year 2017 – January 1, 2017 – December 31, 2017**

U.S. Department of Housing and Urban Development

March, 2018

Prepared for the City of Easton by:



**Consolidated Annual Performance and Evaluation Report  
Fiscal Year 2017**

TABLE OF CONTENTS

<b>Section .....</b>	<b>Tab No.</b>
<b>Published Notice of CAPER Availability.....</b>	<b>1</b>
<b>CAPER Narrative Section.....</b>	<b>2</b>
<b>    Sub-Section.....</b>	<b>Page No.</b>
CR-05 Goals and Outcomes.....	1
CR-10 Racial and Ethnic composition of families assisted .....	6
CR-15 Resources and Investments .....	7
CR-20 Affordable Housing .....	9
CR-25 Homeless and Other Special Needs .....	11
CR-30 Public Housing .....	16
CR-35 Other Actions .....	17
CR-40 Monitoring .....	21
CR-45 CDBG .....	22
<b>IDIS REPORTS .....</b>	<b>3</b>
• Activity Summary Report for Program Year (PR03)	
• CDBG Summary of Accomplishments Report (PR23)	
• CDBG Financial Summary Report (PR26)	

## CR-05 - Goals and Outcomes

### Progress the jurisdiction has made in carrying out its strategic plan and its action plan. 91.520(a)

This could be an overview that includes major initiatives and highlights that were proposed and executed throughout the program year.

During the 2017 Program Year, the City of Easton CDBG program showed excellent progress in all aspects of its multi-faceted approach to improving the City, particularly for its low-moderate income residents. Accomplishments that exceeded projections included infrastructure and public facilities improvements, public services and job creation/retention. These achievements are reflective of a concerted effort from City staff and their partners in other city departments as well as local non-profits to implementing the program. The City and its CDBG program are expected to continue those gains going forward.

### Comparison of the proposed versus actual outcomes for each outcome measure submitted with the consolidated plan and explain, if applicable, why progress was not made toward meeting goals and objectives. 91.520(g)

Categories, priority levels, funding sources and amounts, outcomes/objectives, goal outcome indicators, units of measure, targets, actual outcomes/outputs, and percentage completed for each of the grantee's program year goals.

Goal	Category	Source / Amount	Indicator	Unit of Measure	Expected – Strategic Plan	Actual – Strategic Plan	Percent Complete	Expected – Program Year	Actual – Program Year	Percent Complete
Improve economic conditions	Non-Housing Community Development	CDBG: \$	Jobs created/retained	Jobs	0	26				
Improve economic conditions	Non-Housing Community Development	CDBG: \$	Businesses assisted	Businesses Assisted	20	1	5.00%	2	0	0.00%
Improve economic conditions	Non-Housing Community Development	CDBG: \$	Other	Other	1	1	100.00%			

Improve existing housing stock	Affordable Housing Homeless Non-Homeless Special Needs	CDBG: \$	Public Facility or Infrastructure Activities for Low/Moderate Income Housing Benefit	Households Assisted	152	152	100.00%	152	152	100.00%
Improve existing housing stock	Affordable Housing Homeless Non-Homeless Special Needs	CDBG: \$	Rental units rehabilitated	Household Housing Unit	5	0	0.00%			
Improve existing housing stock	Affordable Housing Homeless Non-Homeless Special Needs	CDBG: \$	Homeowner Housing Added	Household Housing Unit	10	1	10.00%			
Improve existing housing stock	Affordable Housing Homeless Non-Homeless Special Needs	CDBG: \$	Homeowner Housing Rehabilitated	Household Housing Unit	15	7	46.67%	1	0	0.00%
Improve existing housing stock	Affordable Housing Homeless Non-Homeless Special Needs	CDBG: \$	Housing Code Enforcement/Foreclosed Property Care	Household Housing Unit	5500	38995	709.00%	7845	14180	180.75%

Improve existing housing stock	Affordable Housing Homeless Non-Homeless Special Needs	CDBG: \$	Other	Other	152	152	100.00%			
Improve public facilities	Non-Housing Community Development	CDBG: \$	Public Facility or Infrastructure Activities other than Low/Moderate Income Housing Benefit	Persons Assisted	0	81890		4125	25625	621.21%
Improve public facilities	Non-Housing Community Development	CDBG: \$	Public Facility or Infrastructure Activities for Low/Moderate Income Housing Benefit	Households Assisted	0	0				
Improve public facilities	Non-Housing Community Development	CDBG: \$	Public service activities other than Low/Moderate Income Housing Benefit	Persons Assisted		0				
Provide needed public services	Affordable Housing Public Housing Homeless Non-Homeless Special Needs	CDBG: \$	Public service activities other than Low/Moderate Income Housing Benefit	Persons Assisted	100000	83078	83.08%	9945	17328	174.24%

Provide needed public services	Affordable Housing Public Housing Homeless Non-Homeless Special Needs	CDBG: \$	Public service activities for Low/Moderate Income Housing Benefit	Households Assisted	0	81630		5	0	0.00%
Provide needed public services	Affordable Housing Public Housing Homeless Non-Homeless Special Needs	CDBG: \$	Homeless Person Overnight Shelter	Persons Assisted	0	117		50	117	234.00%
Provide needed public services	Affordable Housing Public Housing Homeless Non-Homeless Special Needs	CDBG: \$	Other	Other		0				

Provide professional program administration.	Affordable Housing Public Housing Homeless Non-Homeless Special Needs Non-Housing Community Development	CDBG: \$	Other	Other	5	3	60.00%	1	1	100.00%
--	---	-------------	-------	-------	---	---	--------	---	---	---------

Table 1 - Accomplishments – Program Year & Strategic Plan to Date

**Assess how the jurisdiction’s use of funds, particularly CDBG, addresses the priorities and specific objectives identified in the plan, giving special attention to the highest priority activities identified.**

All of the 2017 CDBG non-administration/planning funding was been spent on the categories described in the Consolidated Plan as High Priority Needs. These included public facilities improvements, public services and housing rehabilitation.

## CR-10 - Racial and Ethnic composition of families assisted

Describe the families assisted (including the racial and ethnic status of families assisted).

91.520(a)

	CDBG
White	389
Black or African American	439
Asian	0
American Indian or American Native	0
Native Hawaiian or Other Pacific Islander	300
<b>Total</b>	<b>1,128</b>
Hispanic	153
Not Hispanic	975

Table 2 – Table of assistance to racial and ethnic populations by source of funds

### Narrative

The above statistics are from the PR-23. The number listed for "American Indian or American Native" is actually the "Other-Multi-Racial" category.

The diversity of the program's beneficiaries reflects both the City and program efforts to reach all community residents.



## CR-15 - Resources and Investments 91.520(a)

### Identify the resources made available

Source of Funds	Source	Resources Made Available	Amount Expended During Program Year
CDBG	CDBG	895,615	573,778
HOME	HOME		
HOPWA	HOPWA		
ESG	ESG		
Other	Other		

Table 3 - Resources Made Available

### Narrative

Easton's 2017 CDBG grant was \$788,761.00. In addition, \$61,925.00 in Program Income was received and \$44,929.00 in prior years' funding was re-allocated.

### Identify the geographic distribution and location of investments

Target Area	Planned Percentage of Allocation	Actual Percentage of Allocation	Narrative Description
City of Easton	57	39	
West Ward	43	61	

Table 4 – Identify the geographic distribution and location of investments

### Narrative

The West Ward spending actually represents spending in all income-eligible areas to distinguish it from citywide resources. The somewhat higher than expected use of funds on area benefit activities is due to some larger infrastructure projects and the use of all allocated Code Enforcement funds.

## Leveraging

**Explain how federal funds leveraged additional resources (private, state and local funds), including a description of how matching requirements were satisfied, as well as how any publicly owned land or property located within the jurisdiction that were used to address the needs identified in the plan.**

With the exception of individual housing rehab activities, virtually all CDBG activities are combined with other funds, including City general funds, state transportation and economic development grants and private funds collected in support of the City's various non-profit partners. As Easton is not a direct recipient of HOME funds, there are no match requirements to satisfy. The City did use HOME funds from Pennsylvania, though, for housing rehab, thus complementing Community Development efforts.

Publicly owned land or property located within the jurisdiction that was used to address the needs identified in the plan consisted of improvements to the Easton Area Neighborhood Center at 902 Philadelphia Road, which is a publicly owned facility, as well as support for programming there. Also, sewer improvements and lighting upgrades on Northampton Street were completed on publicly owned infrastructure.

## CR-20 - Affordable Housing 91.520(b)

Evaluation of the jurisdiction's progress in providing affordable housing, including the number and types of families served, the number of extremely low-income, low-income, moderate-income, and middle-income persons served.

	One-Year Goal	Actual
Number of Homeless households to be provided affordable housing units	0	0
Number of Non-Homeless households to be provided affordable housing units	1	0
Number of Special-Needs households to be provided affordable housing units	0	0
<b>Total</b>	<b>1</b>	<b>0</b>

Table 5 – Number of Households

	One-Year Goal	Actual
Number of households supported through Rental Assistance	0	0
Number of households supported through The Production of New Units	0	0
Number of households supported through Rehab of Existing Units	0	0
Number of households supported through Acquisition of Existing Units	1	0
<b>Total</b>	<b>1</b>	<b>0</b>

Table 6 – Number of Households Supported

**Discuss the difference between goals and outcomes and problems encountered in meeting these goals.**

The acquisition, rehab and sale of a unit is not completed, but is under way. It is expected to be completed during 2018.

**Discuss how these outcomes will impact future annual action plans.**

The acquisition, rehab and re-sale of housing units is expected to remain a part of Easton's Community Development efforts for the foreseeable future.

While owner-occupied rehab is not a planned activity with CDBG funds, it is carried out in Easton through state HOME funds and will be further supplemented in 2018 through Federal Home Loan Bank funding.

**Include the number of extremely low-income, low-income, and moderate-income persons served by each activity where information on income by family size is required to determine the eligibility of the activity.**

<b>Number of Households Served</b>	<b>CDBG Actual</b>	<b>HOME Actual</b>
Extremely Low-income	0	0
Low-income	0	0
Moderate-income	0	0
<b>Total</b>	<b>0</b>	<b>0</b>

**Table 7 – Number of Households Served**

### **Narrative Information**

**CR-25 - Homeless and Other Special Needs 91.220(d, e); 91.320(d, e); 91.520(c)**  
**Evaluate the jurisdiction's progress in meeting its specific objectives for reducing and ending homelessness through:**

**Reaching out to homeless persons (especially unsheltered persons) and assessing their individual needs**

The City addresses the homeless in Easton area in 2 ways: 1) LVRHAB is the region's Continuum of Care (CoC) entity assists area agencies seeking funding for supportive housing programs and homelessness initiatives must be part of a cooperative effort within their communities. 2) The City provides several homeless agencies with building space for shelter and program implementation including: Safe Harbor, Easton Area Neighborhood Center and the Third Street Alliance. These agencies provide shelter for men, women and their children as well as counseling and recreation programs.

There are several organizations located in Easton that provide homeless and special needs populations with supportive services and supportive housing facilities. In 2017, the City assisted:

1. The *Easton Area Neighborhood Center, Inc.* (EANC) is a non-profit community based organization working towards improving the quality of life for low income persons through supportive services and education, including self-sufficiency programs.

2. *Code Blue*. Over the winter months, City staff and police direct homeless persons to several temporary shelters (Safe Harbor, Shiloh and several churches) designated to take in single individuals.

All of the above provide the opportunity for homeless outreach and needs assessments. The front-line service providers interact with homeless residents and provide input into the CDBG planning process that reflects the needs they see among the populations they serve.

**Addressing the emergency shelter and transitional housing needs of homeless persons**

During 2017, the City met its objectives with regards to emergency shelters and transitional housing. Specifically:

Objective: Increase the level of support for LVRHAB initiatives:

- Action Step 1: Attended all meetings, events and functions related to LVRHAB strategic planning. Staff attended 2 strategic planning events and 2 quarterly meetings.
- Action Step 2: Reached out to the agencies LVRHAB funds to provide future CDBG funding strategies for addressing homelessness and recent homeless persons through emergency and transitional housing needs. Funded Easton Area Neighborhood Center operations, which includes transitional housing, and facility improvements at the Safe Harbor community shelter.

Staff reached out to the 3rd Street Alliance to discuss opportunities to work with Easton landlords to provide transitional housing for families that are departing from their facility. Staff was able to make progress in getting 3rd Street Alliance in direct contact with several landlords. Also CDBG funds were awarded to 3<sup>rd</sup> Street Alliance for facility improvements. This agency provides transitional housing to families with young children.

Objective: Create a local homelessness referral system - Code Blue implementation

- Action Step 1: Informed each City department of the agencies and contacts that exist to help homeless families and individuals. The City funded Safe Harbor's operations, including homelessness intake.
- Action Step 2: The LVRHAB created a referral informational sheet to each City department. The City has continued to include it on their website.

Objective: Develop an educational system that informs City residents of the homeless challenges the Lehigh Valley faces.

- Action Step 1: Reserved space on the City's website to discuss the homelessness issues and where shelters and transitional housing exists. The Easton Redevelopment Authority has made its website available to Safe Harbor and other entities to post information.

#### **Add 1**

Objective: Provide Transitional Housing Action Step 1: Continued to provide shelter and transitional housing space in the City, Safe Harbor, Third Street Shelter and the Easton Area Neighborhood Center to prevent homelessness. Staff reached out to the 3rd Street Alliance to discuss opportunities to work with Easton landlords to provide transitional housing for families that are departing from their facility. Staff was able to make progress in getting 3rd Street Alliance in direct contact with several landlords. EANC: worked with local nonprofit organizations and social service agencies to provide supportive services to the homeless population and to those at-risk of becoming homeless, including area youth. Objective: Assist 200 individuals per year (1,000 total over 5 years) through the Clients to Success (CTS) Program administered by the Easton Area Neighborhood Center, Inc. (EANC). Through the CTS program, EANC works with low income clients to improve their self-sufficiency and independence. This program supports the goal of homeless prevention. LV Center for Independent Living's Place Program also specializes in assisting homeless individuals with disabilities. They hope to attain greater homeless placement through landlord education programs. The City of Easton offered 3 landlord training classes in 2017. Over 100 landlords benefited by the program. Objective: Collaborate with the Northeast Region Homeless Advisory Board CoC Continuum of Care homelessness focus areas. Staff attended LVRHAB meetings that provided information about homeless shelters. Staff also receives weekly emails concerning individuals that are at risk for homelessness and that offered opportunities for placement. Objective: Continued to rent space to Safe Harbor for operation of its emergency shelter for \$1 per year. Safe Harbor's emergency shelter has space for 26 men and women. Safe Harbor also provides life

skills counseling, meals, and referral services. The City continued to assist Safe Harbor with office, shelter and operations space in 2017 and provided CDBG funds for restroom renovations and counseling services.

**Helping low-income individuals and families avoid becoming homeless, especially extremely low-income individuals and families and those who are: likely to become homeless after being discharged from publicly funded institutions and systems of care (such as health care facilities, mental health facilities, foster care and other youth facilities, and corrections programs and institutions); and, receiving assistance from public or private agencies that address housing, health, social services, employment, education, or youth needs**

Northampton County receives funding from the Pennsylvania allocation of Homeless Prevention and Rapid Re-housing Program (HPRP) funding. Designated HPRP agencies in the Easton area include: Easton Area Neighborhood Center; Lehigh Valley Center for Independent Living; ProJeCt of Easton; Safe Harbor; Salvation Army; Catholic Charities. During 2017, Easton, in conjunction with these and other providers, addressed the following objectives identified in the City's 2017 Annual Action Plan:

**Objective 1:** The City will work with CoC to implement their Strategic Plan goals as follows:

- Action: Planned and developed a rental education program utilizing best practices in renter self-advocacy. Rental education program also addressed the issue of substandard units and code-violators.
- Action: Provided tenant and landlord education/mediations services to tenants and landlords.

**Objective 2:** Provide assistance to Easton Area Neighborhood Center

Action: EANC provided prevention and safety net services, including rent and utility assistance, food pantry, and representative payee.

**Objective 3:** Provide homeownership sustainability.

Action: CACLV provided homeowners with a mortgage foreclosure prevention program.

**Helping homeless persons (especially chronically homeless individuals and families, families with children, veterans and their families, and unaccompanied youth) make the transition to permanent housing and independent living, including shortening the period of time that individuals and families experience homelessness, facilitating access for homeless individuals and families to affordable housing units, and preventing individuals and families who were recently homeless from becoming homeless again**

During 2017, Easton continued compatibility with LVRHAB CoC strategic plan for helping the homeless

make the transition to permanent housing and independent living, including assisting the:

### **Chronically homeless individuals and families**

Objective 1: Gave priority to chronically homeless in the City-funded Tenant Based Rental Assistance Voucher program by working with HACE to create a plan for additional public housing and to increase the number of properties that accept vouchers.

### **Families with children**

Objective 1: Continued a Housing First Approach.

The LVRHAB CoC, CACLV and HACE encouraged a *housing first* approach to housing homeless families with children. Housing First is an approach to ending homelessness that centers on providing people experiencing homelessness with housing as quickly as possible – and then providing services as needed.

Objective 2: Decreased the number of homeless households with children by strengthening policies to better utilize and coordinate housing assistance funding as it became available.

### **Veterans and their families**

Objective 1. Assessed shelter points for Veterans and their families for direction for permanent housing.

Objective 2. Continued to provide resources to the region's sites for transitional housing.

- Action: Provided CDBG funding to CACLV for home ownership counseling;
- Action: Provided funding to the Ambassador Program who refer residents in trouble to Easton's shelters and services that can help them.
- Action: Provided Communities in School (CIS) with funding for "at risk" children in school.

**Unaccompanied youth:** The Lehigh Valley is home to some of the more than 500 migrant children being housed in Pennsylvania, of which 120 are in two temporary centers in the Lehigh Valley: 1) KidsPeace in Allentown and at 2) Bethany Children's Home in Womelsdorf near Reading. Strategic plans set by KidsPeace include:

Objective 1: Increased public awareness by providing staff and City website information.

Objective 2: Provide assistance to teenagers to deal with difficult times.

- Action: Provided Communities in School (CIS) with funding for "at risk" children in school.

Objective 3: Provide professional help to parents.



- Action: Provided CDBG funding to CACLV for home ownership counseling;

Objective 4: Refer unaccompanied youth to KidsPeace facility as well as the KidsPeace Psychiatric Hospital.

## **CR-30 - Public Housing 91.220(h); 91.320(j)**

### **Actions taken to address the needs of public housing**

During 2017, the Housing Authority of the City of Easton (HACE) and the City of Easton continued to address the needs of public housing through: 1) Implementing the Family Self-Sufficiency (FSS) Program to help voucher families obtain employment and work toward economic independence and self-sufficiency. 2) Working with welfare agencies, schools, businesses and other local partners to develop a comprehensive program that gives participating FSS family members the skills and experience to enable them to obtain employment that pays a living wage.

The City also: 1) reviewed annual public housing needs and requests data, 2) reviewed with HACE housing needs from local social services that assist LMI families in the City 3) awarded CDBG funds to those programs consistent with the affordable housing plan documented in the Consolidated Plan 4) reviewed trends and programs and prioritizes annually 5) monitored program successes and goal attainment consist with those of this plan.

### **Actions taken to encourage public housing residents to become more involved in management and participate in homeownership**

During 2017, the Housing Authority of the City of Easton encouraged public housing residents to become more invested in their housing environment by: 1) Implementing the Family Self-Sufficiency (FSS) Program described above; 2) Encouraging resident participation relating to property management by forming resident councils throughout Easton's public housing communities to provide input and involvement with management operations and modernization needs; 3) Encouraging residents to participate on the Resident Advisory Board.

### **Actions taken to provide assistance to troubled PHAs**

The Housing Authority of the City of Easton is not a troubled PHA.

## **CR-35 - Other Actions 91.220(j)-(k); 91.320(i)-(j)**

**Actions taken to remove or ameliorate the negative effects of public policies that serve as barriers to affordable housing such as land use controls, tax policies affecting land, zoning ordinances, building codes, fees and charges, growth limitations, and policies affecting the return on residential investment. 91.220 (j); 91.320 (i)**

The housing efforts of the City, RDA and HACE and other entities that assist in this effort such as CACLV aim to improve and maintain a high standard of housing quality while also creating or maintaining affordability. 2017 actions to address barriers to affordable housing included:

1. Getting the private sector to take part in providing affordable housing. The City successfully applied for Federal Home Loan Bank funds to expand its residential rehab program. Implementation will take place in 2018.
2. Inspecting public housing units to create a safer environment for existing and future residents.
3. Essential goods and services located within neighborhoods where there is housing affordability i.e. provide a mix of neighborhood commercial and healthcare uses. Action: continued a no-interest loan program for existing and new businesses as well as create design guidelines for any redevelopment projects in targeted areas.

In addition to the City's willingness to work with affordable housing developers and area non-profits, the City already works to implement several multi-year programs and initiatives that address existing barriers to affordable and fair housing that can be funded through the use of CDBG and future HOME funds. These include the following initiatives: Homeownership counseling and training to provide housing services that enables families to budget better, landlord-tenant training, codes rental inspections; Neighborhood Stabilization Program targets properties in the West Ward and Southside areas of Easton.

## **Actions taken to address obstacles to meeting underserved needs. 91.220(k); 91.320(j)**

Easton's 2017 Action Plan described the City's goals to better serve low-mod residents in terms of:

- attracting additional funding
- continuing Economic Development efforts
- preserving and expanding affordable housing options
- improving neighborhood quality of life and access to opportunities and
- supporting the provision of needed services.

Easton's actions in this regard in 2017 included:

- Allocating CDEBG funds toward housing acquisition and rehab with the intent of converting 1 vacant property into an affordable owner-occupied unit. That process has begun and is expected to be completed during 2018.
- Continuation of the HOME Loan Program of residential rehabs using state HOME funds.
- Obtaining a grant of \$333,500 from the Federal Home Loan Bank of Pittsburgh for the rehabilitation of 20 residential units with implementation scheduled for 2018.
- Continuing to support ways and means to create new jobs and or increase current pay levels and wages for a family to live in the Easton community. \_Easton’s Economic Development initiatives are largely undertaken with resources other than CDBG but they function to support the aims of the CDBG program by providing economic opportunities to Easton residents. Strategies and progress continued in 2017 with re-use of industrial properties and redevelopment of blighted areas a priority.
- Supporting improvements to dated infrastructure such as parks, park facilities, water and sewer, roads and bridge upgrades and or reconstruction, stormwater facilities particularly in low and moderate target areas. Projects included:Upgrading a portion of Northampton Street's current inefficient lighting system to safer LED pedestrian friendly lighting fixtures.Playground improvements at the Easton Area Neighborhood Center.Sewer replacement in the West Ward area.Fire department equipment purchase to improve neighborhood safety.
- Supporting code enforcement to reduce and prevent blight.

**Actions taken to reduce lead-based paint hazards. 91.220(k); 91.320(j)**

The guidelines for the City’s Housing Rehabilitation Program as implemented in 2017 comply with the lead based paint hazards at 24 CFR Part 35. Lead paint abatement is an eligible rehabilitation activity funded by the Housing Rehabilitation Program. Due to extensive lead abatement costs and the total number of highly probable lead contaminated homes, the City pursues lead hazard reduction procedures whenever possible to reduce the number of lead contaminated homes. While there are local contractors who are certified to undertake work involving lead hazard control, the availability of contractors is limited. The Easton Health Bureau, area agencies concerned with lead reduction and Easton’s RDA staff coordinate on issues where elevated blood lead levels are identified. The RDA utilize housing rehab guidelines that practice lead-safe procedures that address the Residential lead-based paint hazard reduction act of 1992. All contractors awarded rehab project work must be certified lead contractors and have lead supervisors and/or lead workers on all jobs that require lead safe practices.

**Actions taken to reduce the number of poverty-level families. 91.220(k); 91.320(j)**

**2017 Objective:** The City focused on: Providing more affordable housing options by preserving and improving current affordable housing stock and by supporting HACE continued assistance in the form of affordable housing subsidies for extremely low income households.

**2017 Objective:** Priority Projects, Activities, and supportive services included:

- Improved economic opportunities for LMI households by extending the City's business loan program to targeted LMI neighborhood.
- Implemented Code Blue program that temporarily serves the homeless during winter months.
- Continued and expanded Residential Improvement Programs for home maintenance and upkeep for LMI households.
- Supported services that reduce the competing demands on LMI households.

In addition to CDBG-funded efforts, the City of Easton has an active and aggressive economic office (Department of Community and Economic Development (DCED)) that continually works on job retention and to bring good-paying jobs to the City, thereby fighting poverty from the income side of the equation. In 2017 the City funded the office space costs for CareerLink, which connects residents to permanent jobs.

**Actions taken to develop institutional structure. 91.220(k); 91.320(j)**

The City implemented the activities in the Annual Action Plan through the efforts of public, private, non-profit, and for-profit organizations to meet the stated goals and objectives.

Doing so required a continuation of the dialogue the City has established with its non-profits and other front-line providers as well as continued vigilance to identify resources and other opportunities to further the work of the CDBG program and the various components of the City's safety net. An open and free exchange of information between the City and these various partners continued to be an important part of the ongoing task of strengthening, reinventing and reinforcing the structures needed to address the dynamic forces that influence both the needs of our residents and the opportunities to address those needs.

**Actions taken to enhance coordination between public and private housing and social service agencies. 91.220(k); 91.320(j)**

The City of Easton annually seeks out and interviews representatives from a wide range of organizations to gather input on the City's housing and community development needs.

In addition to these formal means of input and coordination, the City's ongoing dialogue with local housing and service providers, referenced in the previous answer, provides a conduit for information not only to and from the City, but also among the various components of the housing and service community.

**Identify actions taken to overcome the effects of any impediments identified in the jurisdictions analysis of impediments to fair housing choice. 91.520(a)**

Easton remains committed to fulfilling its obligation to Affirmatively Further Fair Housing and did so during the 2017 Program Year through actions that address fair housing impediments identified in the

current regional Lehigh Valley Analysis of Impediments to Fair Housing Choice.

Specifically, Easton:

- 1) Supported the Community Action Committee of the Lehigh Valley, Safe Harbor and the Third Street Alliance, all of which address the need for fair housing education and advocacy.
- 2) Supported housing rehab and code enforcement programs, both of which address the impediment that poor housing conditions can present.
- 3) Supported economic development and community improvements, including fire equipment, sewer reconstruction and neighborhood facilities, all of which address issues relating to quality of life and access to opportunity.
- 4) Supported a variety of other public services that, likewise, address issues relating to quality of life and access to opportunity.

## **CR-40 - Monitoring 91.220 and 91.230**

**Describe the standards and procedures used to monitor activities carried out in furtherance of the plan and used to ensure long-term compliance with requirements of the programs involved, including minority business outreach and the comprehensive planning requirements**

The City of Easton, through the Redevelopment Authority (RDA), monitors the implementation of the CDBG program. Performance monitoring is an important component of that implementation. The RDA is responsible for ensuring that the recipients of federal funds meet the purposes of the appropriate legislation and regulations, and that funds are disbursed in a timely manner.

During 2017, RDA monitored activities carried out to further the Annual Action Plan and Consolidated Plan and to ensure long-term compliance with program requirements. The objectives of this monitoring was to make sure those activities:

- Complied with all regulations governing their administrative, financial, and programmatic operations;
- Achieved their performance objectives within schedule and budget; and
- Complied with the Action Plan and Consolidated Plan.

Internal controls have been designed to ensure adequate segregation of duties. RDA prepares agreements for non-housing activities supported by CDBG. RDA also establishes accounts in cooperation with the Department of Community and Economic Development. Invoices are monitored for compliance with the approved spending plan and federal regulations. The RDA manages the City of Easton's Integrated Disbursement and Information System (IDIS). The RDA is also primarily responsible for setting up and administering activities. The City's monitoring standards and procedures ensure that statutory and regulatory requirements are being met and the information submitted to HUD is correct and complete.

In accordance with HUD Community Planning and Development, the City of Easton implements outcomes and performance measures for the CDBG Program. In accordance with the HUD Training Manual and Guidebook Community Planning and Development Outcome Performance Measurement Framework, the City of Easton incorporates HUD's recommended system into its IDIS reporting and its Consolidated Annual Performance and Evaluation Report (CAPER).

**Minority Business Outreach** - The City encourages participation by minority-owned businesses in CDBG assisted activities and maintains records concerning the participation of minority-owned businesses to assess the results of its efforts and to complete the semiannual "Minority Business Enterprise Report" to HUD. Qualified minority contractors are encouraged to bid on properties participating in the Housing Rehabilitation Program.

**Comprehensive Planning Requirements** - To ensure compliance with the comprehensive planning requirements of the Consolidated Plan process, Easton reviews the process on an ongoing basis. The review ensures compliance with federal requirements concerning citizen participation and consistency of actions taken with those specified in the "Citizen Participation Plan." Records documenting actions taken are maintained for each program year. Easton has reviewed its Four-Factor Analysis of Limited English Proficiency (LEP) residents and updated its Language Access Plan (LAP) accordingly.

**Citizen Participation Plan 91.105(d); 91.115(d)**

**Describe the efforts to provide citizens with reasonable notice and an opportunity to comment on performance reports.**

This report was on public display for more than 15 days beginning March 2, 2018 through March 20, 2018. A public hearing to seek input and respond to questions was held March 14, 2018. No comments were received.

**CR-45 - CDBG 91.520(c)**

**Specify the nature of, and reasons for, any changes in the jurisdiction's program objectives and indications of how the jurisdiction would change its programs as a result of its experiences.**

As community needs change over time, as community organizations come and go and as Easton continually assesses its efforts to make the most impact with its CDBG funding, there will be an evolution in the partnerships that serve its residents. Through the loss of key personnel or a change in direction, community organizations sometimes stop being the best choice for addressing an issue. Sometimes, the issue itself changes and new partners are needed. Sometimes unforeseen opportunities arise and require action. In any event, based on several factors, Easton anticipates adding some new partners and undertaking some new activities as we move forward from 2017.

**Does this Jurisdiction have any open Brownfields Economic Development Initiative (BEDI) grants?**

No





U.S. Department of Housing and Urban Development  
 Office of Community Planning and Development  
 Integrated Disbursement and Information System  
 CDBG Activity Summary Report (GPR) for Program Year 2017  
 EASTON

Date: 18-Jan-2018  
 Time: 14:29  
 Page: 1

**PGM Year:** 1994  
**Project:** 0002 - CONVERTED CDBG ACTIVITIES  
**IDIS Activity:** 2 - CDBG COMMITTED FUNDS ADJUSTMENT

**Status:** Open  
**Location:** ,

**Objective:**  
**Outcome:**  
**Matrix Code:** Neighborhood Facilities (03E)      **National Objective:**

**Initial Funding Date:** 12/01/1992

**Description:**

**Financing**


	Fund Type	Grant Year	Grant	Funded Amount	Drawn In Program Year	Drawn Thru Program Year
CDBG	EN	Pre-2015		\$8,024,500.00	\$0.00	\$0.00
		1989	B89MC420006		\$0.00	\$829,000.00
		1990	B90MC420006		\$0.00	\$772,000.00
		1991	B91MC420006		\$0.00	\$859,000.00
		1992	B92MC420006		\$0.00	\$924,000.00
		1993	B93MC420006		\$0.00	\$1,031,000.00
		1994	B94MC420006		\$0.00	\$1,136,000.00
		1995	B95MC420006		\$0.00	\$1,220,000.00
		1996	B96MC420006		\$0.00	\$1,179,000.00
		1997	B97MC420006		\$0.00	\$74,500.00
<b>Total</b>	<b>Total</b>			<b>\$8,024,500.00</b>	<b>\$0.00</b>	<b>\$8,024,500.00</b>

**Proposed Accomplishments**

**Actual Accomplishments**

*Number assisted:*

	Owner		Renter		Total		Person	
	Total	Hispanic	Total	Hispanic	Total	Hispanic	Total	Hispanic
White:					0	0		
Black/African American:					0	0		
Asian:					0	0		
American Indian/Alaskan Native:					0	0		
Native Hawaiian/Other Pacific Islander:					0	0		
American Indian/Alaskan Native & White:					0	0		
Asian White:					0	0		
Black/African American & White:					0	0		
American Indian/Alaskan Native & Black/African American:					0	0		



U.S. Department of Housing and Urban Development  
 Office of Community Planning and Development  
 Integrated Disbursement and Information System  
 CDBG Activity Summary Report (GPR) for Program Year 2017  
 EASTON

Date: 18-Jan-2018

Time: 14:29

Page: 2

Other multi-racial:						0	0
Asian/Pacific Islander:						0	0
Hispanic:						0	0
<b>Total:</b>						<b>0</b>	<b>0</b>
Female-headed Households:						0	

*Income Category:*

	<b>Owner</b>	<b>Renter</b>	<b>Total</b>	<b>Person</b>
Extremely Low			0	
Low Mod			0	
Moderate			0	
Non Low Moderate			0	
Total	0	0	0	0
Percent Low/Mod				

**Annual Accomplishments**

No data returned for this view. This might be because the applied filter excludes all data.



U.S. Department of Housing and Urban Development  
 Office of Community Planning and Development  
 Integrated Disbursement and Information System  
 CDBG Activity Summary Report (GPR) for Program Year 2017  
 EASTON

Date: 18-Jan-2018  
 Time: 14:29  
 Page: 3

**PGM Year:** 2014  
**Project:** 0001 - Acquisition  
**IDIS Activity:** 510 - Acquisition of Blighted Properties

**Status:** Open  
**Location:** 686 Pine St Easton, PA 18042-4437

**Objective:** Provide decent affordable housing  
**Outcome:** Availability/accessibility  
**Matrix Code:** Acquisition of Real Property (01)

**National Objective:** SBS

**Initial Funding Date:** 08/13/2014

**Description:**

The City and Redevelopment Authority will acquire properties for the purposes of rehabilitation to prevent blight. The properties will be stabilized and sold to home buyers or investors.

**Financing**


	Fund Type	Grant Year	Grant	Funded Amount	Drawn In Program Year	Drawn Thru Program Year
CDBG	EN	Pre-2015		\$1,842.00	\$0.00	\$0.00
		2014	B14MC420006		\$0.00	\$1,842.00
<b>Total</b>	<b>Total</b>			<b>\$1,842.00</b>	<b>\$0.00</b>	<b>\$1,842.00</b>

**Proposed Accomplishments**

Housing Units : 4

**Annual Accomplishments**

Years	Accomplishment Narrative	# Benefitting
2014	No expenses recorded during activity year. Partial funds were re allocated.	
2015	Expenses for costs associated with the acquisition of blighted property by the City of Redevelopment Authority for Rehabilitation and re-Sale.	



U.S. Department of Housing and Urban Development  
 Office of Community Planning and Development  
 Integrated Disbursement and Information System  
 CDBG Activity Summary Report (GPR) for Program Year 2017  
 EASTON

Date: 18-Jan-2018  
 Time: 14:29  
 Page: 4

**PGM Year:** 2014

**Project:** 0002 - Disposition

**IDIS Activity:** 511 - Disposition

**Status:** Open

**Location:** 676 Pine St Easton, PA 18042-4437

**Objective:** Provide decent affordable housing

**Outcome:** Availability/accessibility

**Matrix Code:** Disposition (02)

**National Objective:** LMH

**Initial Funding Date:** 08/14/2014

**Description:**

Use of funds for costs associated with interim maintenance and sale of acquired properties.

The City acquired and rehabilitated several properties that will be made available for sale to income eligible home buyers.

**Financing**

	Fund Type	Grant Year	Grant	Funded Amount	Drawn In Program Year	Drawn Thru Program Year
CDBG	EN	Pre-2015		\$9,550.07	\$0.00	\$0.00
		2014	B14MC420006		\$0.00	\$9,550.07
	PI			\$6.92	\$0.00	\$6.92
<b>Total</b>	<b>Total</b>			<b>\$9,556.99</b>	<b>\$0.00</b>	<b>\$9,556.99</b>

**Proposed Accomplishments**

Housing Units : 4

**Actual Accomplishments**

*Number assisted:*

	Owner		Renter		Total		Person	
	Total	Hispanic	Total	Hispanic	Total	Hispanic	Total	Hispanic
White:	1	0	0	0	1	0	0	0
Black/African American:	0	0	0	0	0	0	0	0
Asian:	0	0	0	0	0	0	0	0
American Indian/Alaskan Native:	0	0	0	0	0	0	0	0
Native Hawaiian/Other Pacific Islander:	0	0	0	0	0	0	0	0
American Indian/Alaskan Native & White:	0	0	0	0	0	0	0	0
Asian White:	0	0	0	0	0	0	0	0
Black/African American & White:	0	0	0	0	0	0	0	0
American Indian/Alaskan Native & Black/African American:	0	0	0	0	0	0	0	0
Other multi-racial:	2	2	0	0	2	2	0	0
Asian/Pacific Islander:	0	0	0	0	0	0	0	0
Hispanic:	0	0	0	0	0	0	0	0
<b>Total:</b>	<b>3</b>	<b>2</b>	<b>0</b>	<b>0</b>	<b>3</b>	<b>2</b>	<b>0</b>	<b>0</b>



U.S. Department of Housing and Urban Development  
Office of Community Planning and Development  
Integrated Disbursement and Information System  
CDBG Activity Summary Report (GPR) for Program Year 2017  
EASTON

Date: 18-Jan-2018  
Time: 14:29  
Page: 5

Female-headed Households:

0 0 0

*Income Category:*

	<b>Owner</b>	<b>Renter</b>	<b>Total</b>	<b>Person</b>
Extremely Low	0	0	0	0
Low Mod	24,708	0	24,708	0
Moderate	0	0	0	0
Non Low Moderate	0	0	0	0
Total	24,708	0	24,708	0
Percent Low/Mod	100.0%		100.0%	

**Annual Accomplishments**

<b>Years</b>	<b>Accomplishment Narrative</b>	<b># Benefiting</b>
2014	No expenses recorded during 2014. Funding was used for disposition of 676 and 678 Pine Street Disposition. The utility services, insurance, an property maintenance was all expensed with this funding while the former blighted properties (676 and 678 Pine Street) were completely rehabilitated and resold to low to moderate income buyers.	
2015	Funding used for costs associated with the disposition of City and Redevelopment owned properties, including Grass cutting, snow removal, legal costs and any utilities associated with the property until sold.	
2016	Costs associated with the City owned properties that are being rehabilitated for re-sale. Expenses include holding costs, legal, insurance and other expenses. The original allocation for this project was \$39204, the balance has been reallocated to 2017 Acquisition and Rehab.	



U.S. Department of Housing and Urban Development  
 Office of Community Planning and Development  
 Integrated Disbursement and Information System  
 CDBG Activity Summary Report (GPR) for Program Year 2017  
 EASTON

Date: 18-Jan-2018  
 Time: 14:29  
 Page: 6

**PGM Year:** 2014  
**Project:** 0013 - Housing Rehabilitation  
**IDIS Activity:** 528 - Housing Rehabilitation

**Status:** Completed 2/7/2017 10:36:36 AM  
**Location:** 686 Pine St Easton, PA 18042-4437  
**Objective:** Provide decent affordable housing  
**Outcome:** Availability/accessibility  
**Matrix Code:** Rehab; Single-Unit Residential (14A)      **National Objective:** LMH

**Initial Funding Date:** 08/14/2014

**Description:**  
 Properties that have been acquired will be rehabilitated and sold to low and moderate income buyers.

**Financing**

	Fund Type	Grant Year	Grant	Funded Amount	Drawn In Program Year	Drawn Thru Program Year
CDBG	EN	Pre-2015		\$75,535.61	\$0.00	\$0.00
		2014	B14MC420006		\$0.00	\$75,535.61
	PI			\$578.00	\$0.00	\$578.00
<b>Total</b>	<b>Total</b>			<b>\$76,113.61</b>	<b>\$0.00</b>	<b>\$76,113.61</b>


**Proposed Accomplishments**

Housing Units : 2

**Actual Accomplishments**

Number assisted:

	Owner		Renter		Total		Person	
	Total	Hispanic	Total	Hispanic	Total	Hispanic	Total	Hispanic
White:	2	0	0	0	2	0	0	0
Black/African American:	0	0	0	0	0	0	0	0
Asian:	0	0	0	0	0	0	0	0
American Indian/Alaskan Native:	0	0	0	0	0	0	0	0
Native Hawaiian/Other Pacific Islander:	0	0	0	0	0	0	0	0
American Indian/Alaskan Native & White:	0	0	0	0	0	0	0	0
Asian White:	0	0	0	0	0	0	0	0
Black/African American & White:	0	0	0	0	0	0	0	0
American Indian/Alaskan Native & Black/African American:	0	0	0	0	0	0	0	0
Other multi-racial:	1	0	0	0	1	0	0	0
Asian/Pacific Islander:	0	0	0	0	0	0	0	0
Hispanic:	0	0	0	0	0	0	0	0
<b>Total:</b>	<b>3</b>	<b>0</b>	<b>0</b>	<b>0</b>	<b>3</b>	<b>0</b>	<b>0</b>	<b>0</b>



U.S. Department of Housing and Urban Development  
Office of Community Planning and Development  
Integrated Disbursement and Information System  
CDBG Activity Summary Report (GPR) for Program Year 2017  
EASTON

Date: 18-Jan-2018

Time: 14:29

Page: 7


Female-headed Households: 0 0 0

*Income Category:*

	<b>Owner</b>	<b>Renter</b>	<b>Total</b>	<b>Person</b>
Extremely Low	0	0	0	0
Low Mod	0	0	0	0
Moderate	3	0	3	0
Non Low Moderate	0	0	0	0
Total	3	0	3	0
Percent Low/Mod	100.0%		100.0%	

**Annual Accomplishments**

<b>Years</b>	<b>Accomplishment Narrative</b>	<b># Benefiting</b>
2014	Rehabilitation of properties owned by the City or Redevelopment Authority for resale. Program decreases blight and increases Home ownership.	
2015	Rehabilitation of properties owned by the City or Redevelopment Authority for re sale to low/moderate income families to increase home ownership and eliminate blight. Partial Rehab of 686 Pine St-not sold yet. 617 Ferry Exterior work.	
2016	Costs for rehabilitation of City owned properties for re-sale to low/mod first time home buyers to increase home ownership.	



U.S. Department of Housing and Urban Development  
 Office of Community Planning and Development  
 Integrated Disbursement and Information System  
 CDBG Activity Summary Report (GPR) for Program Year 2017  
 EASTON

Date: 18-Jan-2018  
 Time: 14:29  
 Page: 8

**PGM Year:** 2015  
**Project:** 0001 - Disposition of Property  
**IDIS Activity:** 536 - Disposition of Property

**Status:** Open  
**Location:** 676 Pine St Easton, PA 18042-4437

**Objective:** Provide decent affordable housing  
**Outcome:** Availability/accessibility  
**Matrix Code:** Disposition (02)

**National Objective:** LMH

**Initial Funding Date:** 09/14/2015

**Description:**

Costs associated with interim maintenance and sale of acquired properties.  
 The Redevelopment AuthorityCity has acquired several properties for rehabilitation and re-sale to eligible home buyers as they are rehabilitated.

**Financing**

	Fund Type	Grant Year	Grant	Funded Amount	Drawn In Program Year	Drawn Thru Program Year
CDBG	EN	Pre-2015		\$5,000.00	\$0.00	\$0.00
		2015	B15MC420006	\$30,000.00	\$2,176.95	\$3,403.39
<b>Total</b>	<b>Total</b>			<b>\$35,000.00</b>	<b>\$2,176.95</b>	<b>\$3,403.39</b>

**Proposed Accomplishments**

Housing Units : 4

**Actual Accomplishments**

Number assisted:

	Owner		Renter		Total		Person	
	Total	Hispanic	Total	Hispanic	Total	Hispanic	Total	Hispanic
White:	0	0	0	0	0	0		0
Black/African American:	0	0	0	0	0	0	0	0
Asian:	0	0	0	0	0	0	0	0
American Indian/Alaskan Native:	0	0	0	0	0	0	0	0
Native Hawaiian/Other Pacific Islander:	0	0	0	0	0	0	0	0
American Indian/Alaskan Native & White:	0	0	0	0	0	0	0	0
Asian White:	0	0	0	0	0	0	0	0
Black/African American & White:	0	0	0	0	0	0	0	0
American Indian/Alaskan Native & Black/African American:	0	0	0	0	0	0	0	0
Other multi-racial:	0	0	0	0	0	0	0	0
Asian/Pacific Islander:	0	0	0	0	0	0	0	0
Hispanic:	0	0	0	0	0	0	0	0
<b>Total:</b>	<b>0</b>	<b>0</b>	<b>0</b>	<b>0</b>	<b>0</b>	<b>0</b>	<b>0</b>	<b>0</b>





U.S. Department of Housing and Urban Development  
 Office of Community Planning and Development  
 Integrated Disbursement and Information System  
 CDBG Activity Summary Report (GPR) for Program Year 2017  
 EASTON

Date: 18-Jan-2018  
 Time: 14:29  
 Page: 9

Female-headed Households: 0 0 0

*Income Category:*

	<b>Owner</b>	<b>Renter</b>	<b>Total</b>	<b>Person</b>
Extremely Low	0	0	0	0
Low Mod	0	0	0	0
Moderate	0	0	0	0
Non Low Moderate	0	0	0	0
Total	0	0	0	0

Percent Low/Mod

**Annual Accomplishments**

<b>Years</b>	<b>Accomplishment Narrative</b>	<b># Benefiting</b>
2015	Costs associated with the disposal of City and Redevelopment Authority owned properties for re-sale.No expenses recorded during this program year.	



U.S. Department of Housing and Urban Development  
 Office of Community Planning and Development  
 Integrated Disbursement and Information System  
 CDBG Activity Summary Report (GPR) for Program Year 2017  
 EASTON

Date: 18-Jan-2018  
 Time: 14:29  
 Page: 10

**PGM Year:** 2015  
**Project:** 0002 - Public Facility-Road Reconstruction  
**IDIS Activity:** 537 - Street Improvements-West Ward

**Status:** Open  
**Location:** 1400 Spruce St Easton, PA 18042-4037

**Objective:** Create suitable living environments  
**Outcome:** Sustainability  
**Matrix Code:** Street Improvements (03K)

**National Objective:** LMA

**Initial Funding Date:** 09/14/2015

**Description:**

Funds will be used for road reconstruction of streets within the low and moderate income areas of West Ward.

**Financing**

	Fund Type	Grant Year	Grant	Funded Amount	Drawn In Program Year	Drawn Thru Program Year
CDBG	EN	2015	B15MC420006	\$45,683.00	\$0.00	\$43,432.00
<b>Total</b>	<b>Total</b>			<b>\$45,683.00</b>	<b>\$0.00</b>	<b>\$43,432.00</b>

**Proposed Accomplishments**

People (General) : 8,795  
 Total Population in Service Area: 8,795  
 Census Tract Percent Low / Mod: 64.13

**Annual Accomplishments**

Years	Accomplishment Narrative	# Benefiting
2015	Street Reconstruction in West Ward Streets: 10th & Northampton, 1300 and 1400 Blocks of Spruce Street, Walnut Street, at Ferry, 1100 Block of Pine, Raspberry and Mulberry streets between Spruce and Northampton Sts.	



U.S. Department of Housing and Urban Development  
 Office of Community Planning and Development  
 Integrated Disbursement and Information System  
 CDBG Activity Summary Report (GPR) for Program Year 2017  
 EASTON

Date: 18-Jan-2018  
 Time: 14:29  
 Page: 11

**PGM Year:** 2015  
**Project:** 0003 - Public Facility-Playground Rehabilitation  
**IDIS Activity:** 538 - Playground renovations-EANC

**Status:** Completed 4/28/2017 12:00:00 AM  
**Location:** 902 Philadelphia Rd Easton, PA 18042-6542

**Objective:** Create suitable living environments  
**Outcome:** Sustainability  
**Matrix Code:** Parks, Recreational Facilities (03F)      **National Objective:** LMA

**Initial Funding Date:** 09/14/2015

**Description:**

Funds used for playground renovations at Easton Area Neighborhood Center building.  
 The EANC provide counseling and life skill programs to low-mod city residents from all areas of the City.

**Financing**

	Fund Type	Grant Year	Grant	Funded Amount	Drawn In Program Year	Drawn Thru Program Year
CDBG	EN	2015	B15MC420006	\$15,000.00	\$12,117.00	\$15,000.00
<b>Total</b>	<b>Total</b>			<b>\$15,000.00</b>	<b>\$12,117.00</b>	<b>\$15,000.00</b>

**Proposed Accomplishments**

Public Facilities : 1  
 Total Population in Service Area: 16,830  
 Census Tract Percent Low / Mod: 62.18

**Annual Accomplishments**

Years	Accomplishment Narrative	# Benefitting
2015	No expenditures recorded during this program year (2015). This will be completed in 2016. 11/2016 A variety of playground equipment has been purchased and installed for the Easton Area Neighborhood Center playground renovation, completion of the renovation will occur between late 2016 and early 2017	



U.S. Department of Housing and Urban Development  
 Office of Community Planning and Development  
 Integrated Disbursement and Information System  
 CDBG Activity Summary Report (GPR) for Program Year 2017  
 EASTON

Date: 18-Jan-2018  
 Time: 14:29  
 Page: 12

**PGM Year:** 2015  
**Project:** 0004 - Public Facility-Easton Area Community Center  
**IDIS Activity:** 539 - Easton Area Community Center-Restroom Renovation

**Status:** Completed 3/30/2017 12:00:00 AM  
**Location:** 901 Washington St Easton, PA 18042-4341  
**Objective:** Create suitable living environments  
**Outcome:** Sustainability  
**Matrix Code:** Neighborhood Facilities (03E) **National Objective:** LMA

**Initial Funding Date:** 09/14/2015

**Description:**

Funds will be used to assist in renovation of the 1st floor restrooms at the Easton Area Community Center.

**Financing**

	Fund Type	Grant Year	Grant	Funded Amount	Drawn In Program Year	Drawn Thru Program Year
CDBG	EN	2015	B15MC420006	\$3,048.00	\$3,048.00	\$3,048.00
<b>Total</b>	<b>Total</b>			<b>\$3,048.00</b>	<b>\$3,048.00</b>	<b>\$3,048.00</b>

**Proposed Accomplishments**

Public Facilities : 1  
 Total Population in Service Area: 8,795  
 Census Tract Percent Low / Mod: 64.13

**Annual Accomplishments**

Years	Accomplishment Narrative	# Benefiting
2015	The rest room at Easton Area Community Center has been repaired and upgraded. An additional stall was added and some much needed repair was done to an incredibly outdated plumbing system in a building that is well aged. The community center hosts a multitude of human services with an emphasis on youth programs for "at risk" children in a low to moderate income community.	



U.S. Department of Housing and Urban Development  
 Office of Community Planning and Development  
 Integrated Disbursement and Information System  
 CDBG Activity Summary Report (GPR) for Program Year 2017  
 EASTON

Date: 18-Jan-2018  
 Time: 14:29  
 Page: 13

**PGM Year:** 2015  
**Project:** 0013 - Housing Acquisition and Rehabilitation  
**IDIS Activity:** 552 - Housing Acquisition and Rehabilitation

**Status:** Open  
**Location:** city wide Easton, PA 18042

**Objective:** Provide decent affordable housing  
**Outcome:** Availability/accessibility  
**Matrix Code:** Acquisition for Rehabilitation (14G)

**National Objective:** LMH

**Initial Funding Date:** 09/14/2015

**Description:**

The City will acquire properties for the purpose of rehabilitation to prevent blight. Properties that have been acquired by the City will be rehabilitated and sold to low and moderate income buyers.

**Financing**

	Fund Type	Grant Year	Grant	Funded Amount	Drawn In Program Year	Drawn Thru Program Year
CDBG	EN	Pre-2015		\$78,112.48	\$0.00	\$0.00
		2014	B14MC420006		\$0.00	\$78,112.48
		2015	B15MC420006	\$122,901.69	\$6,230.80	\$91,001.32
	PI		\$662.31	\$322.86	\$662.31	
<b>Total</b>	<b>Total</b>			<b>\$201,676.48</b>	<b>\$6,553.66</b>	<b>\$169,776.11</b>

**Proposed Accomplishments**

Housing Units : 4

**Actual Accomplishments**

Number assisted:

	Owner		Renter		Total		Person	
	Total	Hispanic	Total	Hispanic	Total	Hispanic	Total	Hispanic
White:	0	0	0	0	0	0		0
Black/African American:	0	0	0	0	0	0	0	0
Asian:	0	0	0	0	0	0	0	0
American Indian/Alaskan Native:	0	0	0	0	0	0	0	0
Native Hawaiian/Other Pacific Islander:	0	0	0	0	0	0	0	0
American Indian/Alaskan Native & White:	0	0	0	0	0	0	0	0
Asian White:	0	0	0	0	0	0	0	0
Black/African American & White:	0	0	0	0	0	0	0	0
American Indian/Alaskan Native & Black/African American:	0	0	0	0	0	0	0	0
Other multi-racial:	0	0	0	0	0	0	0	0
Asian/Pacific Islander:	0	0	0	0	0	0	0	0
Hispanic:	0	0	0	0	0	0	0	0



U.S. Department of Housing and Urban Development  
 Office of Community Planning and Development  
 Integrated Disbursement and Information System  
 CDBG Activity Summary Report (GPR) for Program Year 2017  
 EASTON

Date: 18-Jan-2018  
 Time: 14:29  
 Page: 14

**Total:** 0 0 0 0 0 0 0 0


Female-headed Households: 0 0 0 0

*Income Category:*

	<b>Owner</b>	<b>Renter</b>	<b>Total</b>	<b>Person</b>
Extremely Low	0	0	0	0
Low Mod	0	0	0	0
Moderate	0	0	0	0
Non Low Moderate	0	0	0	0
Total	0	0	0	0
Percent Low/Mod				

**Annual Accomplishments**

<b>Years</b>	<b>Accomplishment Narrative</b>	<b># Benefitting</b>
2015	No expenses recorded during this program year. The City is looking to purchase and rehab 1-2 properties in 2016.	



U.S. Department of Housing and Urban Development  
 Office of Community Planning and Development  
 Integrated Disbursement and Information System  
 CDBG Activity Summary Report (GPR) for Program Year 2017  
 EASTON

Date: 18-Jan-2018  
 Time: 14:29  
 Page: 15

**PGM Year:** 2015  
**Project:** 0014 - ACLV-West Ward Neighborhood Partnership-Facades  
**IDIS Activity:** 553 - West Ward Partnership Facade Program

**Status:** Open  
**Location:** 668 Northampton St Easton, PA 18042-4030

**Objective:** Create suitable living environments  
**Outcome:** Sustainability  
**Matrix Code:** Rehab; Single-Unit Residential (14A)      **National Objective:** LMH

**Initial Funding Date:** 09/14/2015

**Description:**  
 Funds will be used to support the West Ward Neighborhood Facade Improvement Program. The funds will be used for infrastructure enhancements to improve the physical quality of the neighborhood.

**Financing**

	Fund Type	Grant Year	Grant	Funded Amount	Drawn In Program Year	Drawn Thru Program Year
CDBG	EN	2015	B15MC420006	\$10,610.00	\$0.00	\$0.00
<b>Total</b>	<b>Total</b>			<b>\$10,610.00</b>	<b>\$0.00</b>	<b>\$0.00</b>

**Proposed Accomplishments**

Housing Units : 2

**Actual Accomplishments**

Number assisted:

	Owner		Renter		Total		Person	
	Total	Hispanic	Total	Hispanic	Total	Hispanic	Total	Hispanic
White:	0	0	0	0	0	0	0	0
Black/African American:	0	0	0	0	0	0	0	0
Asian:	0	0	0	0	0	0	0	0
American Indian/Alaskan Native:	0	0	0	0	0	0	0	0
Native Hawaiian/Other Pacific Islander:	0	0	0	0	0	0	0	0
American Indian/Alaskan Native & White:	0	0	0	0	0	0	0	0
Asian White:	0	0	0	0	0	0	0	0
Black/African American & White:	0	0	0	0	0	0	0	0
American Indian/Alaskan Native & Black/African American:	0	0	0	0	0	0	0	0
Other multi-racial:	0	0	0	0	0	0	0	0
Asian/Pacific Islander:	0	0	0	0	0	0	0	0
Hispanic:	0	0	0	0	0	0	0	0
<b>Total:</b>	<b>0</b>	<b>0</b>	<b>0</b>	<b>0</b>	<b>0</b>	<b>0</b>	<b>0</b>	<b>0</b>
Female-headed Households:	0		0		0			



U.S. Department of Housing and Urban Development  
Office of Community Planning and Development  
Integrated Disbursement and Information System  
CDBG Activity Summary Report (GPR) for Program Year 2017  
EASTON

Date: 18-Jan-2018

Time: 14:29

Page: 16

*Income Category:*

	<b>Owner</b>	<b>Renter</b>	<b>Total</b>	<b>Person</b>
Extremely Low	0	0	0	0
Low Mod	0	0	0	0
Moderate	0	0	0	0
Non Low Moderate	0	0	0	0
Total	0	0	0	0
Percent Low/Mod				

**Annual Accomplishments**

<b>Years</b>	<b>Accomplishment Narrative</b>	<b># Benefiting</b>
2015	No expenses during the program year. The West Ward Partnership should be receiving additional matching funding from other sources to continue on with this Neighborhood initiative in 2016.	





U.S. Department of Housing and Urban Development  
 Office of Community Planning and Development  
 Integrated Disbursement and Information System  
 CDBG Activity Summary Report (GPR) for Program Year 2017  
 EASTON

Date: 18-Jan-2018  
 Time: 14:29  
 Page: 17

**PGM Year:** 2015  
**Project:** 0018 - Section 108 Loan Repayment  
**IDIS Activity:** 559 - 108 Loan repayment

**Status:** Open  
**Location:** ,

**Objective:**  
**Outcome:**  
**Matrix Code:** Planned Repayment of Section 108 Loan Principal (19F)      **National Objective:**

**Initial Funding Date:** 09/14/2015

**Description:**  
 Continued repayment of the Section 108 loan used to construct the Community center in Neston HeightsHOPE VI project.

**Financing**

	Fund Type	Grant Year	Grant	Funded Amount	Drawn In Program Year	Drawn Thru Program Year
CDBG	EN	2015	B15MC420006	\$91,474.00	\$0.00	\$90,285.60
<b>Total</b>	<b>Total</b>			<b>\$91,474.00</b>	<b>\$0.00</b>	<b>\$90,285.60</b>

**Proposed Accomplishments**

**Actual Accomplishments**

*Number assisted:*

	<b>Owner</b>		<b>Renter</b>		<b>Total</b>		<b>Person</b>	
	Total	Hispanic	Total	Hispanic	Total	Hispanic	Total	Hispanic
White:					0	0		
Black/African American:					0	0		
Asian:					0	0		
American Indian/Alaskan Native:					0	0		
Native Hawaiian/Other Pacific Islander:					0	0		
American Indian/Alaskan Native & White:					0	0		
Asian White:					0	0		
Black/African American & White:					0	0		
American Indian/Alaskan Native & Black/African American:					0	0		
Other multi-racial:					0	0		
Asian/Pacific Islander:					0	0		
Hispanic:					0	0		
<b>Total:</b>	<b>0</b>	<b>0</b>	<b>0</b>	<b>0</b>	<b>0</b>	<b>0</b>	<b>0</b>	<b>0</b>
Female-headed Households:					0			

*Income Category:*

**Owner    Renter    Total    Person**



U.S. Department of Housing and Urban Development  
Office of Community Planning and Development  
Integrated Disbursement and Information System  
CDBG Activity Summary Report (GPR) for Program Year 2017  
EASTON

Date: 18-Jan-2018

Time: 14:29

Page: 18

Extremely Low			0	
Low Mod			0	
Moderate			0	
Non Low Moderate			0	
Total	0	0	0	0
Percent Low/Mod				

**Annual Accomplishments**

No data returned for this view. This might be because the applied filter excludes all data.



U.S. Department of Housing and Urban Development  
 Office of Community Planning and Development  
 Integrated Disbursement and Information System  
 CDBG Activity Summary Report (GPR) for Program Year 2017  
 EASTON

Date: 18-Jan-2018  
 Time: 14:29  
 Page: 19

**PGM Year:** 2015  
**Project:** 0019 - Program Administration  
**IDIS Activity:** 560 - General Management & Program Admin

**Status:** Open  
**Location:** ,  
**Objective:**  
**Outcome:**  
**Matrix Code:** General Program Administration (21A)      **National Objective:**

**Initial Funding Date:** 09/14/2015

**Description:**  
 Continued use of funds for costs associated with carrying out the CDBG program, including management, legal, audit, professional services and office overhead.

**Financing**

	Fund Type	Grant Year	Grant	Funded Amount	Drawn In Program Year	Drawn Thru Program Year
CDBG	EN	2015	B15MC420006	\$147,013.00	\$116,431.80	\$131,312.97
<b>Total</b>	<b>Total</b>			<b>\$147,013.00</b>	<b>\$116,431.80</b>	<b>\$131,312.97</b>

**Proposed Accomplishments**

**Actual Accomplishments**

*Number assisted:*

	Owner		Renter		Total		Person	
	Total	Hispanic	Total	Hispanic	Total	Hispanic	Total	Hispanic
White:					0	0		
Black/African American:					0	0		
Asian:					0	0		
American Indian/Alaskan Native:					0	0		
Native Hawaiian/Other Pacific Islander:					0	0		
American Indian/Alaskan Native & White:					0	0		
Asian White:					0	0		
Black/African American & White:					0	0		
American Indian/Alaskan Native & Black/African American:					0	0		
Other multi-racial:					0	0		
Asian/Pacific Islander:					0	0		
Hispanic:					0	0		
<b>Total:</b>	<b>0</b>	<b>0</b>	<b>0</b>	<b>0</b>	<b>0</b>	<b>0</b>	<b>0</b>	<b>0</b>
Female-headed Households:					0			

*Income Category:*

**Owner    Renter    Total    Person**



U.S. Department of Housing and Urban Development  
Office of Community Planning and Development  
Integrated Disbursement and Information System  
CDBG Activity Summary Report (GPR) for Program Year 2017  
EASTON

Date: 18-Jan-2018

Time: 14:29

Page: 20

Extremely Low			0	
Low Mod			0	
Moderate			0	
Non Low Moderate			0	
Total	0	0	0	0
Percent Low/Mod				

**Annual Accomplishments**

No data returned for this view. This might be because the applied filter excludes all data.



U.S. Department of Housing and Urban Development  
 Office of Community Planning and Development  
 Integrated Disbursement and Information System  
 CDBG Activity Summary Report (GPR) for Program Year 2017  
 EASTON

Date: 18-Jan-2018  
 Time: 14:29  
 Page: 21

**PGM Year:** 2016  
**Project:** 0001 - Crime Awareness  
**IDIS Activity:** 584 - Crime Awareness

**Status:** Open  
**Location:** 25 S 3rd St Easton, PA 18042-4510

**Objective:** Create suitable living environments  
**Outcome:** Sustainability  
**Matrix Code:** Crime Awareness (05I)

**National Objective:** LMA

**Initial Funding Date:** 08/24/2016

**Description:**

Support for the Police Department bike patrol, graffiti removal and saturation patrol programs in the West Ward neighborhood.

**Financing**

	Fund Type	Grant Year	Grant	Funded Amount	Drawn In Program Year	Drawn Thru Program Year
CDBG	EN	2016	B16MC420006	\$20,000.00	\$11,254.57	\$11,254.57
<b>Total</b>	<b>Total</b>			<b>\$20,000.00</b>	<b>\$11,254.57</b>	<b>\$11,254.57</b>

**Proposed Accomplishments**

People (General) : 7,845  
 Total Population in Service Area: 7,845  
 Census Tract Percent Low / Mod: 66.35

**Annual Accomplishments**

Years	Accomplishment Narrative	# Benefiting
2017		



U.S. Department of Housing and Urban Development  
 Office of Community Planning and Development  
 Integrated Disbursement and Information System  
 CDBG Activity Summary Report (GPR) for Program Year 2017  
 EASTON

Date: 18-Jan-2018  
 Time: 14:29  
 Page: 22

**PGM Year:** 2016  
**Project:** 0002 - Social Services  
**IDIS Activity:** 585 - EANC

**Status:** Completed 1/13/2017 12:00:00 AM  
**Location:** 902 Philadelphia Rd Easton, PA 18042-6542

**Objective:** Create suitable living environments  
**Outcome:** Sustainability  
**Matrix Code:** Public Services (General) (05)      **National Objective:** LMC

**Initial Funding Date:** 08/24/2016

**Description:**

Operating support for the Easton Area Neighborhood Center, a West Ward facility that provides social and case management services, transitional housing, a food pantry and other services.

**Financing**

	Fund Type	Grant Year	Grant	Funded Amount	Drawn In Program Year	Drawn Thru Program Year
CDBG	EN	2016	B16MC420006	\$20,000.00	\$4,408.75	\$20,000.00
<b>Total</b>	<b>Total</b>			<b>\$20,000.00</b>	<b>\$4,408.75</b>	<b>\$20,000.00</b>

**Proposed Accomplishments**

People (General) : 7,845

**Actual Accomplishments**

Number assisted:

	Owner		Renter		Total		Person	
	Total	Hispanic	Total	Hispanic	Total	Hispanic	Total	Hispanic
White:	0	0	0	0	0	0	311	44
Black/African American:	0	0	0	0	0	0	314	58
Asian:	0	0	0	0	0	0	0	0
American Indian/Alaskan Native:	0	0	0	0	0	0	0	0
Native Hawaiian/Other Pacific Islander:	0	0	0	0	0	0	0	0
American Indian/Alaskan Native & White:	0	0	0	0	0	0	0	0
Asian White:	0	0	0	0	0	0	0	0
Black/African American & White:	0	0	0	0	0	0	0	0
American Indian/Alaskan Native & Black/African American:	0	0	0	0	0	0	0	0
Other multi-racial:	0	0	0	0	0	0	260	0
Asian/Pacific Islander:	0	0	0	0	0	0	0	0
Hispanic:	0	0	0	0	0	0	0	0
<b>Total:</b>	<b>0</b>	<b>0</b>	<b>0</b>	<b>0</b>	<b>0</b>	<b>0</b>	<b>885</b>	<b>102</b>
Female-headed Households:	0		0		0			



U.S. Department of Housing and Urban Development  
Office of Community Planning and Development  
Integrated Disbursement and Information System  
CDBG Activity Summary Report (GPR) for Program Year 2017  
EASTON

Date: 18-Jan-2018

Time: 14:29


Page: 23

*Income Category:*

	<b>Owner</b>	<b>Renter</b>	<b>Total</b>	<b>Person</b>
Extremely Low	0	0	0	0
Low Mod	0	0	0	885
Moderate	0	0	0	0
Non Low Moderate	0	0	0	0
Total	0	0	0	885
Percent Low/Mod				100.0%

**Annual Accomplishments**

<b>Years</b>	<b>Accomplishment Narrative</b>	<b># Benefiting</b>
2016	Various case managers at the Easton Area Neighborhood Center provided case management services to include education on budgeting and referrals to both internal and external sources of assistance to more than 800 people.	



U.S. Department of Housing and Urban Development  
 Office of Community Planning and Development  
 Integrated Disbursement and Information System  
 CDBG Activity Summary Report (GPR) for Program Year 2017  
 EASTON

Date: 18-Jan-2018  
 Time: 14:29  
 Page: 24

**PGM Year:** 2016  
**Project:** 0005 - Project Learn With Imagination Station  
**IDIS Activity:** 587 - Boys & Girls Club

**Status:** Completed 6/15/2017 4:00:54 PM  
**Location:** 210 Jones Houston Way Easton, PA 18042-8783

**Objective:** Create suitable living environments  
**Outcome:** Availability/accessibility  
**Matrix Code:** Youth Services (05D)

**National Objective:** LMC

**Initial Funding Date:** 08/24/2016

**Description:**  
 Support for Boys & Girls Club youth educational programming

**Financing**

	Fund Type	Grant Year	Grant	Funded Amount	Drawn In Program Year	Drawn Thru Program Year
CDBG	EN	2016	B16MC420006	\$10,000.00	\$0.00	\$10,000.00
<b>Total</b>	<b>Total</b>			<b>\$10,000.00</b>	<b>\$0.00</b>	<b>\$10,000.00</b>

**Proposed Accomplishments**


People (General) : 70

**Actual Accomplishments**

Number assisted:

	Owner		Renter		Total		Person	
	Total	Hispanic	Total	Hispanic	Total	Hispanic	Total	Hispanic
White:	0	0	0	0	0	0	9	0
Black/African American:	0	0	0	0	0	0	78	0
Asian:	0	0	0	0	0	0	0	0
American Indian/Alaskan Native:	0	0	0	0	0	0	0	0
Native Hawaiian/Other Pacific Islander:	0	0	0	0	0	0	0	0
American Indian/Alaskan Native & White:	0	0	0	0	0	0	0	0
Asian White:	0	0	0	0	0	0	0	0
Black/African American & White:	0	0	0	0	0	0	0	0
American Indian/Alaskan Native & Black/African American:	0	0	0	0	0	0	0	0
Other multi-racial:	0	0	0	0	0	0	39	28
Asian/Pacific Islander:	0	0	0	0	0	0	0	0
Hispanic:	0	0	0	0	0	0	0	0
<b>Total:</b>	<b>0</b>	<b>0</b>	<b>0</b>	<b>0</b>	<b>0</b>	<b>0</b>	<b>126</b>	<b>28</b>
Female-headed Households:	0		0		0			





U.S. Department of Housing and Urban Development  
Office of Community Planning and Development  
Integrated Disbursement and Information System  
CDBG Activity Summary Report (GPR) for Program Year 2017  
EASTON

Date: 18-Jan-2018

Time: 14:29

Page: 25

*Income Category:*

	<b>Owner</b>	<b>Renter</b>	<b>Total</b>	<b>Person</b>
Extremely Low	0	0	0	0
Low Mod	0	0	0	126
Moderate	0	0	0	0
Non Low Moderate	0	0	0	0
Total	0	0	0	126
Percent Low/Mod				100.0%

**Annual Accomplishments**

<b>Years</b>	<b>Accomplishment Narrative</b>	<b># Benefitting</b>
2016	The Boys & Girls Club has increased the hours of the Program/Education Director from part-time to full-time to meet the demand of serving more "at-risk" youth from academic failure.	



U.S. Department of Housing and Urban Development  
 Office of Community Planning and Development  
 Integrated Disbursement and Information System  
 CDBG Activity Summary Report (GPR) for Program Year 2017  
 EASTON

Date: 18-Jan-2018  
 Time: 14:29  
 Page: 26

**PGM Year:** 2016  
**Project:** 0008 - 108 Loan Repayment-Neston Heights  
**IDIS Activity:** 590 - Section 108 Loan Repayment

**Status:** Open  
**Location:** ,

**Objective:**  
**Outcome:**  
**Matrix Code:** Planned Repayment of Section 108 Loan Principal (19F)      **National Objective:**

**Initial Funding Date:** 08/24/2016

**Description:**

Annual payment on Section 108 loan that was used for community center at Neston Heights affordable housing development

**Financing**

	Fund Type	Grant Year	Grant	Funded Amount	Drawn In Program Year	Drawn Thru Program Year
CDBG	EN	2015	B15MC420006	\$11,779.60	\$0.00	\$11,779.60
		2016	B16MC420006	\$83,371.35	\$26,200.00	\$83,371.35
	PI			\$8,828.65	\$0.00	\$8,828.65
<b>Total</b>	<b>Total</b>			<b>\$103,979.60</b>	<b>\$26,200.00</b>	<b>\$103,979.60</b>

**Proposed Accomplishments**

**Actual Accomplishments**

*Number assisted:*

	<b>Owner</b>		<b>Renter</b>		<b>Total</b>		<b>Person</b>	
	Total	Hispanic	Total	Hispanic	Total	Hispanic	Total	Hispanic
White:					0	0		
Black/African American:					0	0		
Asian:					0	0		
American Indian/Alaskan Native:					0	0		
Native Hawaiian/Other Pacific Islander:					0	0		
American Indian/Alaskan Native & White:					0	0		
Asian White:					0	0		
Black/African American & White:					0	0		
American Indian/Alaskan Native & Black/African American:					0	0		
Other multi-racial:					0	0		
Asian/Pacific Islander:					0	0		
Hispanic:					0	0		
<b>Total:</b>	<b>0</b>	<b>0</b>	<b>0</b>	<b>0</b>	<b>0</b>	<b>0</b>	<b>0</b>	<b>0</b>

Female-headed Households:

0



U.S. Department of Housing and Urban Development  
Office of Community Planning and Development  
Integrated Disbursement and Information System  
CDBG Activity Summary Report (GPR) for Program Year 2017  
EASTON

Date: 18-Jan-2018

Time: 14:29

Page: 27

*Income Category:*

	<b>Owner</b>	<b>Renter</b>	<b>Total</b>	<b>Person</b>
Extremely Low			0	
Low Mod			0	
Moderate			0	
Non Low Moderate			0	
Total	0	0	0	0
Percent Low/Mod				

**Annual Accomplishments**

No data returned for this view. This might be because the applied filter excludes all data.



U.S. Department of Housing and Urban Development  
 Office of Community Planning and Development  
 Integrated Disbursement and Information System  
 CDBG Activity Summary Report (GPR) for Program Year 2017  
 EASTON

Date: 18-Jan-2018  
 Time: 14:29  
 Page: 28

**PGM Year:** 2016  
**Project:** 0009 - Property Acquisition & Rehab  
**IDIS Activity:** 591 - RDA housing acquisition

**Status:** Open  
**Location:** 123 S 3rd St Easton, PA 18042-4727  
**Objective:** Provide decent affordable housing  
**Outcome:** Availability/accessibility  
**Matrix Code:** Acquisition of Real Property (01)      **National Objective:** LMA

**Initial Funding Date:** 08/24/2016

**Description:**  
 Acquisition and rehab of vacant or foreclosed property for re-sale to income-eligible family.

**Financing**

	Fund Type	Grant Year	Grant	Funded Amount	Drawn In Program Year	Drawn Thru Program Year
CDBG	EN	Pre-2015		\$6,820.00	\$0.00	\$0.00
		2015	B15MC420006	\$1,238.00	\$0.00	\$0.00
		2016	B16MC420006	\$81,942.00	\$0.00	\$0.00
<b>Total</b>	<b>Total</b>			<b>\$90,000.00</b>	<b>\$0.00</b>	<b>\$0.00</b>

**Proposed Accomplishments**

People (General) : 7,845  
 Total Population in Service Area: 7,845  
 Census Tract Percent Low / Mod: 66.35

**Annual Accomplishments**

No data returned for this view. This might be because the applied filter excludes all data.



U.S. Department of Housing and Urban Development  
 Office of Community Planning and Development  
 Integrated Disbursement and Information System  
 CDBG Activity Summary Report (GPR) for Program Year 2017  
 EASTON

Date: 18-Jan-2018  
 Time: 14:29  
 Page: 29

**PGM Year:** 2016  
**Project:** 0010 - Loan Capital  
**IDIS Activity:** 592 - DCED business loans

**Status:** Open  
**Location:** 123 S 3rd St Easton, PA 18042-4727

**Objective:** Create economic opportunities  
**Outcome:** Availability/accessibility  
**Matrix Code:** ED Direct Financial Assistance to For-Profits (18A)      **National Objective:** LMJ

**Initial Funding Date:** 08/24/2016

**Description:**  
 Loans to businesses for improvements and equipment upgrades

**Financing**

	Fund Type	Grant Year	Grant	Funded Amount	Drawn In Program Year	Drawn Thru Program Year
CDBG	EN	Pre-2015		\$10,000.00	\$0.00	\$0.00
		2016	B16MC420006	\$20,000.00	\$0.00	\$0.00
<b>Total</b>	<b>Total</b>			<b>\$30,000.00</b>	<b>\$0.00</b>	<b>\$0.00</b>

**Proposed Accomplishments**

Jobs : 3

**Actual Accomplishments**

Number assisted:

	Owner		Renter		Total		Person	
	Total	Hispanic	Total	Hispanic	Total	Hispanic	Total	Hispanic
White:	0	0	0	0	0	0		0
Black/African American:	0	0	0	0	0	0	0	0
Asian:	0	0	0	0	0	0	0	0
American Indian/Alaskan Native:	0	0	0	0	0	0	0	0
Native Hawaiian/Other Pacific Islander:	0	0	0	0	0	0	0	0
American Indian/Alaskan Native & White:	0	0	0	0	0	0	0	0
Asian White:	0	0	0	0	0	0	0	0
Black/African American & White:	0	0	0	0	0	0	0	0
American Indian/Alaskan Native & Black/African American:	0	0	0	0	0	0	0	0
Other multi-racial:	0	0	0	0	0	0	0	0
Asian/Pacific Islander:	0	0	0	0	0	0	0	0
Hispanic:	0	0	0	0	0	0	0	0
<b>Total:</b>	<b>0</b>	<b>0</b>	<b>0</b>	<b>0</b>	<b>0</b>	<b>0</b>	<b>0</b>	<b>0</b>
Female-headed Households:	0		0		0			



U.S. Department of Housing and Urban Development  
Office of Community Planning and Development  
Integrated Disbursement and Information System  
CDBG Activity Summary Report (GPR) for Program Year 2017  
EASTON

Date: 18-Jan-2018

Time: 14:29

Page: 30

*Income Category:*

	<b>Owner</b>	<b>Renter</b>	<b>Total</b>	<b>Person</b>
Extremely Low	0	0	0	0
Low Mod	0	0	0	0
Moderate	0	0	0	0
Non Low Moderate	0	0	0	0
Total	0	0	0	0
Percent Low/Mod				

**Annual Accomplishments**

No data returned for this view. This might be because the applied filter excludes all data.



U.S. Department of Housing and Urban Development  
 Office of Community Planning and Development  
 Integrated Disbursement and Information System  
 CDBG Activity Summary Report (GPR) for Program Year 2017  
 EASTON

Date: 18-Jan-2018  
 Time: 14:29  
 Page: 31

**PGM Year:** 2016  
**Project:** 0011 - Northampton Street Lighting  
**IDIS Activity:** 593 - Northampton Street lighting

**Status:** Open  
**Location:** 100 Northampton St Easton, PA 18042-3611

**Objective:** Create suitable living environments  
**Outcome:** Availability/accessibility  
**Matrix Code:** Street Improvements (03K)

**National Objective:** LMA

**Initial Funding Date:** 08/25/2016

**Description:**  
 Street lighting improvements on Northampton Street in the heart of the West Ward

**Financing**

	Fund Type	Grant Year	Grant	Funded Amount	Drawn In Program Year	Drawn Thru Program Year
CDBG	EN	2016	B16MC420006	\$161,800.00	\$80,918.75	\$80,918.75
<b>Total</b>	<b>Total</b>			<b>\$161,800.00</b>	<b>\$80,918.75</b>	<b>\$80,918.75</b>

**Proposed Accomplishments**

People (General) : 7,845  
 Total Population in Service Area: 7,845  
 Census Tract Percent Low / Mod: 66.35

**Annual Accomplishments**

No data returned for this view. This might be because the applied filter excludes all data.



U.S. Department of Housing and Urban Development  
 Office of Community Planning and Development  
 Integrated Disbursement and Information System  
 CDBG Activity Summary Report (GPR) for Program Year 2017  
 EASTON

Date: 18-Jan-2018  
 Time: 14:29  
 Page: 32

**PGM Year:** 2016  
**Project:** 0014 - Surveillance Equipment  
**IDIS Activity:** 596 - EACC facility improvement

**Status:** Open  
**Location:** 901 Washington St Easton, PA 18042-4341

**Objective:** Create suitable living environments  
**Outcome:** Sustainability  
**Matrix Code:** Neighborhood Facilities (03E)

**National Objective:** LMA

**Initial Funding Date:** 08/25/2016

**Description:**  
 Security improvements to community center in West Ward, a low-mod area.

**Financing**

	Fund Type	Grant Year	Grant	Funded Amount	Drawn In Program Year	Drawn Thru Program Year
CDBG	EN	2016	B16MC420006	\$4,000.00	\$0.00	\$0.00
<b>Total</b>	<b>Total</b>			<b>\$4,000.00</b>	<b>\$0.00</b>	<b>\$0.00</b>

**Proposed Accomplishments**

Public Facilities : 1  
 Total Population in Service Area: 7,845  
 Census Tract Percent Low / Mod: 66.35

**Annual Accomplishments**

No data returned for this view. This might be because the applied filter excludes all data.





U.S. Department of Housing and Urban Development  
 Office of Community Planning and Development  
 Integrated Disbursement and Information System  
 CDBG Activity Summary Report (GPR) for Program Year 2017  
 EASTON

Date: 18-Jan-2018  
 Time: 14:29  
 Page: 33

**PGM Year:** 2016  
**Project:** 0015 - WWNP Residential Improvements  
**IDIS Activity:** 597 - CACLV housing rehab program

**Status:** Open  
**Location:** 1101 Northampton St Easton, PA 18042-4152

**Objective:** Provide decent affordable housing  
**Outcome:** Affordability  
**Matrix Code:** Rehab; Single-Unit Residential (14A)      **National Objective:** LMH

**Initial Funding Date:** 08/25/2016

**Description:**  
 Residential rehab for income-eligible families

**Financing**

	Fund Type	Grant Year	Grant	Funded Amount	Drawn In Program Year	Drawn Thru Program Year
CDBG	EN	2016	B16MC420006	\$30,000.00	\$0.00	\$0.00
<b>Total</b>	<b>Total</b>			<b>\$30,000.00</b>	<b>\$0.00</b>	<b>\$0.00</b>

**Proposed Accomplishments**

Housing Units : 4

**Actual Accomplishments**

*Number assisted:*

	<b>Owner</b>		<b>Renter</b>		<b>Total</b>		<b>Person</b>	
	Total	Hispanic	Total	Hispanic	Total	Hispanic	Total	Hispanic
White:	0	0	0	0	0	0		0
Black/African American:	0	0	0	0	0	0	0	0
Asian:	0	0	0	0	0	0	0	0
American Indian/Alaskan Native:	0	0	0	0	0	0	0	0
Native Hawaiian/Other Pacific Islander:	0	0	0	0	0	0	0	0
American Indian/Alaskan Native & White:	0	0	0	0	0	0	0	0
Asian White:	0	0	0	0	0	0	0	0
Black/African American & White:	0	0	0	0	0	0	0	0
American Indian/Alaskan Native & Black/African American:	0	0	0	0	0	0	0	0
Other multi-racial:	0	0	0	0	0	0	0	0
Asian/Pacific Islander:	0	0	0	0	0	0	0	0
Hispanic:	0	0	0	0	0	0	0	0
<b>Total:</b>	<b>0</b>	<b>0</b>	<b>0</b>	<b>0</b>	<b>0</b>	<b>0</b>	<b>0</b>	<b>0</b>
Female-headed Households:	0		0		0			



U.S. Department of Housing and Urban Development  
Office of Community Planning and Development  
Integrated Disbursement and Information System  
CDBG Activity Summary Report (GPR) for Program Year 2017  
EASTON

Date: 18-Jan-2018

Time: 14:29

Page: 34

*Income Category:*

	<b>Owner</b>	<b>Renter</b>	<b>Total</b>	<b>Person</b>
Extremely Low	0	0	0	0
Low Mod	0	0	0	0
Moderate	0	0	0	0
Non Low Moderate	0	0	0	0
Total	0	0	0	0
Percent Low/Mod				

**Annual Accomplishments**

No data returned for this view. This might be because the applied filter excludes all data.



U.S. Department of Housing and Urban Development  
 Office of Community Planning and Development  
 Integrated Disbursement and Information System  
 CDBG Activity Summary Report (GPR) for Program Year 2017  
 EASTON

Date: 18-Jan-2018  
 Time: 14:29  
 Page: 35

**PGM Year:** 2016  
**Project:** 0016 - CDBG Administration  
**IDIS Activity:** 598 - General admin & planning

**Status:** Open  
**Location:** ,

**Objective:**  
**Outcome:**  
**Matrix Code:** General Program Administration (21A)      **National Objective:**

**Initial Funding Date:** 08/25/2016

**Description:**  
 General admin of CDBG program

**Financing**

	Fund Type	Grant Year	Grant	Funded Amount	Drawn In Program Year	Drawn Thru Program Year
CDBG	EN	2016	B16MC420006	\$141,000.00	\$0.00	\$0.00
<b>Total</b>	<b>Total</b>			<b>\$141,000.00</b>	<b>\$0.00</b>	<b>\$0.00</b>

**Proposed Accomplishments**

**Actual Accomplishments**

*Number assisted:*

	<b>Owner</b>		<b>Renter</b>		<b>Total</b>		<b>Person</b>	
	Total	Hispanic	Total	Hispanic	Total	Hispanic	Total	Hispanic
White:					0	0		
Black/African American:					0	0		
Asian:					0	0		
American Indian/Alaskan Native:					0	0		
Native Hawaiian/Other Pacific Islander:					0	0		
American Indian/Alaskan Native & White:					0	0		
Asian White:					0	0		
Black/African American & White:					0	0		
American Indian/Alaskan Native & Black/African American:					0	0		
Other multi-racial:					0	0		
Asian/Pacific Islander:					0	0		
Hispanic:					0	0		
<b>Total:</b>	<b>0</b>	<b>0</b>	<b>0</b>	<b>0</b>	<b>0</b>	<b>0</b>	<b>0</b>	<b>0</b>
Female-headed Households:					0			

*Income Category:*

**Owner    Renter    Total            Person**



U.S. Department of Housing and Urban Development  
Office of Community Planning and Development  
Integrated Disbursement and Information System  
CDBG Activity Summary Report (GPR) for Program Year 2017  
EASTON

Date: 18-Jan-2018


Time: 14:29

Page: 36

Extremely Low			0	
Low Mod			0	
Moderate			0	
Non Low Moderate			0	
Total	0	0	0	0
Percent Low/Mod				

**Annual Accomplishments**

No data returned for this view. This might be because the applied filter excludes all data.



U.S. Department of Housing and Urban Development  
 Office of Community Planning and Development  
 Integrated Disbursement and Information System  
 CDBG Activity Summary Report (GPR) for Program Year 2017  
 EASTON

Date: 18-Jan-2018  
 Time: 14:29  
 Page: 37

**PGM Year:** 2016  
**Project:** 0018 - Neighborhood Design Services  
**IDIS Activity:** 599 - Public works neighborhood planning

**Status:** Open  
**Location:** ,  
**Objective:**  
**Outcome:**  
**Matrix Code:** Planning (20) **National Objective:**

**Initial Funding Date:** 08/25/2016

**Description:**  
 Community input gathering plus design services for neighborhood improvements in the West War.

**Financing**

	Fund Type	Grant Year	Grant	Funded Amount	Drawn In Program Year	Drawn Thru Program Year
CDBG	EN	2015	B15MC420006	\$13,575.40	\$0.00	\$0.00
<b>Total</b>	<b>Total</b>			<b>\$13,575.40</b>	<b>\$0.00</b>	<b>\$0.00</b>

**Proposed Accomplishments**

**Actual Accomplishments**

*Number assisted:*

	<b>Owner</b>		<b>Renter</b>		<b>Total</b>		<b>Person</b>	
	Total	Hispanic	Total	Hispanic	Total	Hispanic	Total	Hispanic
White:					0	0		
Black/African American:					0	0		
Asian:					0	0		
American Indian/Alaskan Native:					0	0		
Native Hawaiian/Other Pacific Islander:					0	0		
American Indian/Alaskan Native & White:					0	0		
Asian White:					0	0		
Black/African American & White:					0	0		
American Indian/Alaskan Native & Black/African American:					0	0		
Other multi-racial:					0	0		
Asian/Pacific Islander:					0	0		
Hispanic:					0	0		
<b>Total:</b>	<b>0</b>	<b>0</b>	<b>0</b>	<b>0</b>	<b>0</b>	<b>0</b>	<b>0</b>	<b>0</b>
Female-headed Households:					0			

*Income Category:*

**Owner Renter Total Person**



U.S. Department of Housing and Urban Development  
Office of Community Planning and Development  
Integrated Disbursement and Information System  
CDBG Activity Summary Report (GPR) for Program Year 2017  
EASTON

Date: 18-Jan-2018

Time: 14:29

Page: 38

Extremely Low			0	
Low Mod			0	
Moderate			0	
Non Low Moderate			0	
Total	0	0	0	0
Percent Low/Mod				

**Annual Accomplishments**

No data returned for this view. This might be because the applied filter excludes all data.



U.S. Department of Housing and Urban Development  
 Office of Community Planning and Development  
 Integrated Disbursement and Information System  
 CDBG Activity Summary Report (GPR) for Program Year 2017  
 EASTON

Date: 18-Jan-2018  
 Time: 14:29  
 Page: 39

**PGM Year:** 2017  
**Project:** 0002 - CACLV - Home Counseling Services  
**IDIS Activity:** 600 - CACLV - Home Counseling Services

**Status:** Open  
**Location:** 1337 E 5th St Bethlehem, PA 18015-2103

**Objective:** Provide decent affordable housing  
**Outcome:** Sustainability  
**Matrix Code:** Housing Counseling (05U)

**National Objective:** LMC

**Initial Funding Date:** 11/08/2017

**Description:**

Community Action Financial Services offer it's Home Ownership Counseling Program, Foreclosure Mitigation Program, and Mortgage Foreclosure Diversion Program to Low-to-moderate income individuals, to increase and support homeownership opportunities. The funds will be used to pay salary portions of the Housing Counselors and Intake Specialist.

**Financing**

	Fund Type	Grant Year	Grant	Funded Amount	Drawn In Program Year	Drawn Thru Program Year
CDBG	EN	2017	B17MC420006	\$5,000.00	\$0.00	\$0.00
<b>Total</b>	<b>Total</b>			<b>\$5,000.00</b>	<b>\$0.00</b>	<b>\$0.00</b>

**Proposed Accomplishments**

Households (General) : 40

**Actual Accomplishments**

Number assisted:

	Owner		Renter		Total		Person	
	Total	Hispanic	Total	Hispanic	Total	Hispanic	Total	Hispanic
White:	0	0	0	0	0	0	0	0
Black/African American:	0	0	0	0	0	0	0	0
Asian:	0	0	0	0	0	0	0	0
American Indian/Alaskan Native:	0	0	0	0	0	0	0	0
Native Hawaiian/Other Pacific Islander:	0	0	0	0	0	0	0	0
American Indian/Alaskan Native & White:	0	0	0	0	0	0	0	0
Asian White:	0	0	0	0	0	0	0	0
Black/African American & White:	0	0	0	0	0	0	0	0
American Indian/Alaskan Native & Black/African American:	0	0	0	0	0	0	0	0
Other multi-racial:	0	0	0	0	0	0	0	0
Asian/Pacific Islander:	0	0	0	0	0	0	0	0
Hispanic:	0	0	0	0	0	0	0	0
<b>Total:</b>	<b>0</b>	<b>0</b>	<b>0</b>	<b>0</b>	<b>0</b>	<b>0</b>	<b>0</b>	<b>0</b>



U.S. Department of Housing and Urban Development  
Office of Community Planning and Development  
Integrated Disbursement and Information System  
CDBG Activity Summary Report (GPR) for Program Year 2017  
EASTON

Date: 18-Jan-2018

Time: 14:29

Page: 40

Female-headed Households:

0 0 0

*Income Category:*

	<b>Owner</b>	<b>Renter</b>	<b>Total</b>	<b>Person</b>
Extremely Low	0	0	0	0
Low Mod	0	0	0	0
Moderate	0	0	0	0
Non Low Moderate	0	0	0	0
Total	0	0	0	0

Percent Low/Mod

**Annual Accomplishments**

No data returned for this view. This might be because the applied filter excludes all data.





U.S. Department of Housing and Urban Development  
 Office of Community Planning and Development  
 Integrated Disbursement and Information System  
 CDBG Activity Summary Report (GPR) for Program Year 2017  
 EASTON

Date: 18-Jan-2018  
 Time: 14:29  
 Page: 41

**PGM Year:** 2017  
**Project:** 0003 - EANC  
**IDIS Activity:** 601 - EANC Case Management

**Status:** Open  
**Location:** 902 Philadelphia Rd Easton, PA 18042-6542

**Objective:** Create economic opportunities  
**Outcome:** Availability/accessibility  
**Matrix Code:** Public Services (General) (05)

**National Objective:** LMA

**Initial Funding Date:** 11/08/2017

**Description:**

The activity involves a targeted case management program that addresses the core needs of "at risk" low to moderate income individuals. Such individuals require food, shelter and or employment. The program includes Rental Assistance , ASPIRE, ROOFOVER Transitional Shelter, SS Representative, Homeless Shelter, Pregnant & Parenting Classes, & Utility bill paying programs.

**Financing**

	Fund Type	Grant Year	Grant	Funded Amount	Drawn In Program Year	Drawn Thru Program Year
CDBG	EN	2017	B17MC420006	\$15,800.00	\$0.00	\$0.00
<b>Total</b>	<b>Total</b>			<b>\$15,800.00</b>	<b>\$0.00</b>	<b>\$0.00</b>

**Proposed Accomplishments**

People (General) : 700  
 Total Population in Service Area: 14,180  
 Census Tract Percent Low / Mod: 64.81

**Annual Accomplishments**

No data returned for this view. This might be because the applied filter excludes all data.



U.S. Department of Housing and Urban Development  
 Office of Community Planning and Development  
 Integrated Disbursement and Information System  
 CDBG Activity Summary Report (GPR) for Program Year 2017  
 EASTON

Date: 18-Jan-2018  
 Time: 14:29  
 Page: 42

**PGM Year:** 2017  
**Project:** 0005 - Ambassadors Program  
**IDIS Activity:** 602 - GEDP - Ambassadors Program

**Status:** Completed 12/7/2017 12:00:00 AM  
**Location:** 325 Northampton St Easton, PA 18042-3541

**Objective:** Create suitable living environments  
**Outcome:** Availability/accessibility  
**Matrix Code:** Public Services (General) (05)      **National Objective:** LMA

**Initial Funding Date:** 11/08/2017

**Description:**

The Easton Ambassadors provide a clean and safe service throughout Easton's downtown area, verified as a low/moderate income area. The Ambassadors are a visible presence, they pick up trash, diffuse unsafe situations, and assist visitor and residents appropriately.

**Financing**

	Fund Type	Grant Year	Grant	Funded Amount	Drawn In Program Year	Drawn Thru Program Year
CDBG	EN	2017	B17MC420006	\$50,000.00	\$50,000.00	\$50,000.00
<b>Total</b>	<b>Total</b>			<b>\$50,000.00</b>	<b>\$50,000.00</b>	<b>\$50,000.00</b>

**Proposed Accomplishments**

People (General) : 2,020  
 Total Population in Service Area: 2,020  
 Census Tract Percent Low / Mod: 73.27

**Annual Accomplishments**

Years	Accomplishment Narrative	# Benefitting
2017	The Ambassadors continue to support community and economic development in Easton's Downtown area by welcoming visitors, providing a safe environment for residents and visitors, and removing trash and graffiti. The Ambassadors support job growth and investment along the way. The Ambassadors are an integral partner in the continued reinvestment and revitalization of the City of Easton.	



U.S. Department of Housing and Urban Development  
 Office of Community Planning and Development  
 Integrated Disbursement and Information System  
 CDBG Activity Summary Report (GPR) for Program Year 2017  
 EASTON

Date: 18-Jan-2018  
 Time: 14:29  
 Page: 43

**PGM Year:** 2017  
**Project:** 0004 - Safe Harbor Easton  
**IDIS Activity:** 603 - Safe Harbor - Winter Warming Centers

**Status:** Completed 1/12/2018 12:00:00 AM  
**Location:** 536 Bushkill Dr Easton, PA 18042-1868

**Objective:** Create suitable living environments  
**Outcome:** Availability/accessibility  
**Matrix Code:** Public Services (General) (05)      **National Objective:** LMC

**Initial Funding Date:** 11/08/2017

**Description:**

Safe Harbor provides services to the homeless and the least fortunate citizens of Easton, PA. The funding will be used to provide facilities and management for the Winter Nights Shelter Program, increased homeless services (especially additional shelter availability), these services are necessary to accommodate the amplified need during the winter months.

**Financing**

	Fund Type	Grant Year	Grant	Funded Amount	Drawn In Program Year	Drawn Thru Program Year
CDBG	EN	2017	B17MC420006	\$15,000.00	\$0.00	\$0.00
<b>Total</b>	<b>Total</b>			<b>\$15,000.00</b>	<b>\$0.00</b>	<b>\$0.00</b>

**Proposed Accomplishments**

People (General) : 550

**Actual Accomplishments**

Number assisted:

	Owner		Renter		Total		Person	
	Total	Hispanic	Total	Hispanic	Total	Hispanic	Total	Hispanic
White:	0	0	0	0	0	0	69	13
Black/African American:	0	0	0	0	0	0	47	10
Asian:	0	0	0	0	0	0	0	0
American Indian/Alaskan Native:	0	0	0	0	0	0	0	0
Native Hawaiian/Other Pacific Islander:	0	0	0	0	0	0	0	0
American Indian/Alaskan Native & White:	0	0	0	0	0	0	0	0
Asian White:	0	0	0	0	0	0	0	0
Black/African American & White:	0	0	0	0	0	0	0	0
American Indian/Alaskan Native & Black/African American:	0	0	0	0	0	0	0	0
Other multi-racial:	0	0	0	0	0	0	1	0
Asian/Pacific Islander:	0	0	0	0	0	0	0	0
Hispanic:	0	0	0	0	0	0	0	0
<b>Total:</b>	<b>0</b>	<b>0</b>	<b>0</b>	<b>0</b>	<b>0</b>	<b>0</b>	<b>117</b>	<b>23</b>



U.S. Department of Housing and Urban Development  
Office of Community Planning and Development  
Integrated Disbursement and Information System  
CDBG Activity Summary Report (GPR) for Program Year 2017  
EASTON

Date: 18-Jan-2018

Time: 14:29

Page: 44

Female-headed Households: 0 0 0

*Income Category:*

	<b>Owner</b>	<b>Renter</b>	<b>Total</b>	<b>Person</b>
Extremely Low	0	0	0	117
Low Mod	0	0	0	0
Moderate	0	0	0	0
Non Low Moderate	0	0	0	0
Total	0	0	0	117
Percent Low/Mod				100.0%

**Annual Accomplishments**

<b>Years</b>	<b>Accomplishment Narrative</b>	<b># Benefiting</b>
2017	The Winter Warming Center housed 117 unduplicated clients between the winter months January - March, 2017 In addition to overnight shelter 88 homeless individuals were referred to the Safe Harbor Day Program which offers a variety of self actualization lessons that will hopefully lead to the path to no longer being homeless. This program afforded 12 individuals to seek drug & alcohol treatment, 27 sought mental health treatment, and 17 individuals are apart of the transitional housing shelter program at Safe Harbor.	



U.S. Department of Housing and Urban Development  
 Office of Community Planning and Development  
 Integrated Disbursement and Information System  
 CDBG Activity Summary Report (GPR) for Program Year 2017  
 EASTON

Date: 18-Jan-2018  
 Time: 14:29  
 Page: 45

**PGM Year:** 2017  
**Project:** 0001 - Crime Prevention  
**IDIS Activity:** 604 - Community Policing

**Status:** Open  
**Location:** 25 S 3rd St Easton, PA 18042-4510

**Objective:** Create suitable living environments  
**Outcome:** Sustainability  
**Matrix Code:** Crime Awareness (05I)

**National Objective:** LMA

**Initial Funding Date:** 11/08/2017

**Description:**

The Easton Area Police Department serves the City of Easton which has above a 51% low to moderate income population. The Police Department will fund Community Policing initiatives which includes the training of officers as recommended by the Department of Justice. The City of Easton Police Department firmly attests proper training of law enforcement officers saves lives. The COE Police Department remains vigilant in utilizing every tool to include training for patrol officers new and incumbent to ensure the ability to properly serve the patrons and visitors of the City of Easton.

**Financing**

	Fund Type	Grant Year	Grant	Funded Amount	Drawn In Program Year	Drawn Thru Program Year
CDBG	EN	2017	B17MC420006	\$40,000.00	\$0.00	\$0.00
<b>Total</b>	<b>Total</b>			<b>\$40,000.00</b>	<b>\$0.00</b>	<b>\$0.00</b>

**Proposed Accomplishments**

People (General) : 25,000  
 Total Population in Service Area: 14,180  
 Census Tract Percent Low / Mod: 64.81

**Annual Accomplishments**

No data returned for this view. This might be because the applied filter excludes all data.



U.S. Department of Housing and Urban Development  
 Office of Community Planning and Development  
 Integrated Disbursement and Information System  
 CDBG Activity Summary Report (GPR) for Program Year 2017  
 EASTON

Date: 18-Jan-2018  
 Time: 14:29  
 Page: 46

**PGM Year:** 2017  
**Project:** 0014 - Code enforcement rental inspections  
**IDIS Activity:** 605 - Code Enforcement-South Side

**Status:** Open  
**Location:** 123 S 3rd St Easton, PA 18042-4727

**Objective:** Create suitable living environments  
**Outcome:** Sustainability  
**Matrix Code:** Code Enforcement (15)

**National Objective:** LMA

**Initial Funding Date:** 11/09/2017

**Description:**

Funds to be used to enforce local codes in low to moderate income areas of South Side by codes and Health officer in support of safe, decent housing and elimination of blight conditions.

**Financing**

	Fund Type	Grant Year	Grant	Funded Amount	Drawn In Program Year	Drawn Thru Program Year
CDBG	EN	2017	B17MC420006	\$16,875.00	\$16,875.00	\$16,875.00
<b>Total</b>	<b>Total</b>			<b>\$16,875.00</b>	<b>\$16,875.00</b>	<b>\$16,875.00</b>

**Proposed Accomplishments**

Housing Units : 73  
 Total Population in Service Area: 3,365  
 Census Tract Percent Low / Mod: 61.52

**Annual Accomplishments**

Years	Accomplishment Narrative	# Benefitting
2017	The City of Easton Codes Department enforce local codes in low to moderate income areas of South Side by codes and Health officer in support of safe, decent housing and elimination of blight conditions.	



U.S. Department of Housing and Urban Development  
 Office of Community Planning and Development  
 Integrated Disbursement and Information System  
 CDBG Activity Summary Report (GPR) for Program Year 2017  
 EASTON

Date: 18-Jan-2018  
 Time: 14:29  
 Page: 47

**PGM Year:** 2017  
**Project:** 0014 - Code enforcement rental inspections  
**IDIS Activity:** 606 - Code Enforcement-Down Town

**Status:** Open  
**Location:** 123 S 3rd St Easton, PA 18042-4727

**Objective:** Create suitable living environments  
**Outcome:** Sustainability  
**Matrix Code:** Code Enforcement (15)

**National Objective:** LMA

**Initial Funding Date:** 11/09/2017

**Description:**

Funds to be used to enforce local codes in low to moderate income areas of the Downtown area by code and health officers in support of safe, decent housing and elimination of blight conditions.

**Financing**

	Fund Type	Grant Year	Grant	Funded Amount	Drawn In Program Year	Drawn Thru Program Year
CDBG	EN	2017	B17MC420006	\$15,625.00	\$15,625.00	\$15,625.00
<b>Total</b>	<b>Total</b>			<b>\$15,625.00</b>	<b>\$15,625.00</b>	<b>\$15,625.00</b>

**Proposed Accomplishments**

Housing Units : 44  
 Total Population in Service Area: 2,020  
 Census Tract Percent Low / Mod: 73.27

**Annual Accomplishments**

Years	Accomplishment Narrative	# Benefitting
2017	The City of Easton Codes Department continually enforce local codes by code and health officers in the low to moderate income areas of the Down Town neighborhood. This is in support of safe, decent housing and elimination of blight conditions.	



U.S. Department of Housing and Urban Development  
 Office of Community Planning and Development  
 Integrated Disbursement and Information System  
 CDBG Activity Summary Report (GPR) for Program Year 2017  
 EASTON

Date: 18-Jan-2018  
 Time: 14:29  
 Page: 48

**PGM Year:** 2017  
**Project:** 0014 - Code enforcement rental inspections  
**IDIS Activity:** 607 - Code Enforcement-West Ward

**Status:** Open  
**Location:** 123 S 3rd St Easton, PA 18042-4727

**Objective:** Create suitable living environments  
**Outcome:** Sustainability  
**Matrix Code:** Code Enforcement (15) **National Objective:** LMA

**Initial Funding Date:** 11/08/2017

**Description:**

Funds will be used to enforce local codes by code and health officers in the low to moderate income areas of the West Ward neighborhood. This is in support of safe, decent housing and elimination of blight conditions.

**Financing**

	Fund Type	Grant Year	Grant	Funded Amount	Drawn In Program Year	Drawn Thru Program Year
CDBG	EN	2017	B17MC420006	\$92,500.00	\$92,500.00	\$92,500.00
<b>Total</b>	<b>Total</b>			<b>\$92,500.00</b>	<b>\$92,500.00</b>	<b>\$92,500.00</b>

**Proposed Accomplishments**

Housing Units : 296  
 Total Population in Service Area: 8,795  
 Census Tract Percent Low / Mod: 64.13

**Annual Accomplishments**

Years	Accomplishment Narrative	# Benefitting
2017	The City of Easton Codes Department continually enforce local codes by code and health officers in the low to moderate income areas of the West Ward neighborhood. This is in support of safe, decent housing and elimination of blight conditions.	





U.S. Department of Housing and Urban Development  
 Office of Community Planning and Development  
 Integrated Disbursement and Information System  
 CDBG Activity Summary Report (GPR) for Program Year 2017  
 EASTON

Date: 18-Jan-2018  
 Time: 14:29  
 Page: 49

**PGM Year:** 2017  
**Project:** 0008 - Business loan capital  
**IDIS Activity:** 608 - DCED business loans

**Status:** Open  
**Location:** 123 S 3rd St Easton, PA 18042-4727

**Objective:** Create economic opportunities  
**Outcome:** Sustainability  
**Matrix Code:** ED Direct Financial Assistance to For-Profits (18A)      **National Objective:** LMA

**Initial Funding Date:** 11/09/2017

**Description:**  
 Loans and assistance will be offered to in support local business that will improve the economic development of low to moderate income areas in the City of Easton.

**Financing**

	Fund Type	Grant Year	Grant	Funded Amount	Drawn In Program Year	Drawn Thru Program Year
CDBG	EN	2017	B17MC420006	\$20,000.00	\$0.00	\$0.00
<b>Total</b>	<b>Total</b>			<b>\$20,000.00</b>	<b>\$0.00</b>	<b>\$0.00</b>

**Proposed Accomplishments**  
 Businesses : 26,000  
 Total Population in Service Area: 14,180  
 Census Tract Percent Low / Mod: 64.81

**Annual Accomplishments**  
 No data returned for this view. This might be because the applied filter excludes all data.



U.S. Department of Housing and Urban Development  
 Office of Community Planning and Development  
 Integrated Disbursement and Information System  
 CDBG Activity Summary Report (GPR) for Program Year 2017  
 EASTON

Date: 18-Jan-2018  
 Time: 14:29  
 Page: 50

**PGM Year:** 2017  
**Project:** 0006 - Section 108 Loan Repayment - Neston Heights  
**IDIS Activity:** 609 - Section 108 Loan Repayment

**Status:** Open  
**Location:** ,  
**Objective:**  
**Outcome:**  
**Matrix Code:** Planned Repayment of Section 108 Loan Principal (19F)  
**National Objective:**

**Initial Funding Date:** 11/09/2017

**Description:**

Annual payment on Section 108 loan that was used for community center at Neston Heights affordable housing development

**Financing**

	Fund Type	Grant Year	Grant	Funded Amount	Drawn In Program Year	Drawn Thru Program Year
CDBG	EN	2017	B17MC420006	\$90,000.00	\$71,543.30	\$71,543.30
<b>Total</b>	<b>Total</b>			<b>\$90,000.00</b>	<b>\$71,543.30</b>	<b>\$71,543.30</b>

**Proposed Accomplishments**

**Actual Accomplishments**

*Number assisted:*

	Owner		Renter		Total		Person	
	Total	Hispanic	Total	Hispanic	Total	Hispanic	Total	Hispanic
White:					0	0		
Black/African American:					0	0		
Asian:					0	0		
American Indian/Alaskan Native:					0	0		
Native Hawaiian/Other Pacific Islander:					0	0		
American Indian/Alaskan Native & White:					0	0		
Asian White:					0	0		
Black/African American & White:					0	0		
American Indian/Alaskan Native & Black/African American:					0	0		
Other multi-racial:					0	0		
Asian/Pacific Islander:					0	0		
Hispanic:					0	0		
<b>Total:</b>	<b>0</b>	<b>0</b>	<b>0</b>	<b>0</b>	<b>0</b>	<b>0</b>	<b>0</b>	<b>0</b>
Female-headed Households:					0			

*Income Category:*

**Owner Renter Total Person**



U.S. Department of Housing and Urban Development  
Office of Community Planning and Development  
Integrated Disbursement and Information System  
CDBG Activity Summary Report (GPR) for Program Year 2017  
EASTON

Date: 18-Jan-2018

Time: 14:29

Page: 51

Extremely Low			0	
Low Mod			0	
Moderate			0	
Non Low Moderate			0	
Total	0	0	0	0
Percent Low/Mod				

**Annual Accomplishments**

No data returned for this view. This might be because the applied filter excludes all data.



U.S. Department of Housing and Urban Development  
 Office of Community Planning and Development  
 Integrated Disbursement and Information System  
 CDBG Activity Summary Report (GPR) for Program Year 2017  
 EASTON

Date: 18-Jan-2018  
 Time: 14:29  
 Page: 52

**PGM Year:** 2017  
**Project:** 0007 - Housing acquisition & rehab  
**IDIS Activity:** 610 - RDA Housing Acquisition

**Status:** Open  
**Location:** 123 S 3rd St Easton, PA 18042-4727

**Objective:** Provide decent affordable housing  
**Outcome:** Affordability  
**Matrix Code:** Acquisition for Rehabilitation (14G)      **National Objective:** LMH

**Initial Funding Date:** 11/09/2017

**Description:**

Acquisition and rehabilitation of vacant or foreclosed property for re-sale to income-eligible family.

**Financing**

	Fund Type	Grant Year	Grant	Funded Amount	Drawn In Program Year	Drawn Thru Program Year
CDBG	EN	Pre-2015		\$15,309.04	\$0.00	\$0.00
		2015	B15MC420006	\$5,153.31	\$0.00	\$0.00
		2016	B16MC420006	\$58,828.65	\$0.00	\$0.00
		2017	B17MC420006	\$18,100.00	\$0.00	\$0.00
<b>Total</b>	<b>Total</b>			<b>\$97,391.00</b>	<b>\$0.00</b>	<b>\$0.00</b>

**Proposed Accomplishments**

Housing Units : 3

**Actual Accomplishments**

Number assisted:

	Owner		Renter		Total		Person	
	Total	Hispanic	Total	Hispanic	Total	Hispanic	Total	Hispanic
White:	0	0	0	0	0	0	0	0
Black/African American:	0	0	0	0	0	0	0	0
Asian:	0	0	0	0	0	0	0	0
American Indian/Alaskan Native:	0	0	0	0	0	0	0	0
Native Hawaiian/Other Pacific Islander:	0	0	0	0	0	0	0	0
American Indian/Alaskan Native & White:	0	0	0	0	0	0	0	0
Asian White:	0	0	0	0	0	0	0	0
Black/African American & White:	0	0	0	0	0	0	0	0
American Indian/Alaskan Native & Black/African American:	0	0	0	0	0	0	0	0
Other multi-racial:	0	0	0	0	0	0	0	0
Asian/Pacific Islander:	0	0	0	0	0	0	0	0
Hispanic:	0	0	0	0	0	0	0	0



U.S. Department of Housing and Urban Development  
Office of Community Planning and Development  
Integrated Disbursement and Information System  
CDBG Activity Summary Report (GPR) for Program Year 2017  
EASTON

Date: 18-Jan-2018

Time: 14:29

Page: 53

**Total:** 0 0 0 0 0 0 0 0

Female-headed Households: 0 0 0 0

*Income Category:*

	<b>Owner</b>	<b>Renter</b>	<b>Total</b>	<b>Person</b>
Extremely Low	0	0	0	0
Low Mod	0	0	0	0
Moderate	0	0	0	0
Non Low Moderate	0	0	0	0
Total	0	0	0	0

Percent Low/Mod

**Annual Accomplishments**

No data returned for this view. This might be because the applied filter excludes all data.



U.S. Department of Housing and Urban Development  
 Office of Community Planning and Development  
 Integrated Disbursement and Information System  
 CDBG Activity Summary Report (GPR) for Program Year 2017  
 EASTON

Date: 18-Jan-2018  
 Time: 14:29  
 Page: 54

**PGM Year:** 2017  
**Project:** 0007 - Housing acquisition & rehab  
**IDIS Activity:** 611 - RDA Housing Rehabilitation

**Status:** Open  
**Location:** 123 S 3rd St Easton, PA 18042-4727

**Objective:** Provide decent affordable housing  
**Outcome:** Affordability  
**Matrix Code:** Rehabilitation Administration (14H)      **National Objective:** LMH

**Initial Funding Date:** 11/09/2017

**Description:**

General administration of CDBG program.  
 The use of these fund are for the City of Easton to continue to administer the CDBG funds through the Easton Redevelopment Authority.

**Financing**

	Fund Type	Grant Year	Grant	Funded Amount	Drawn In Program Year	Drawn Thru Program Year
CDBG	EN	Pre-2015		\$28,431.18	\$0.00	\$0.00
		2017	B17MC420006	\$18,100.00	\$0.00	\$0.00
	PI			\$94,906.82	\$0.00	\$0.00
<b>Total</b>	<b>Total</b>			<b>\$141,438.00</b>	<b>\$0.00</b>	<b>\$0.00</b>

**Proposed Accomplishments**

Housing Units : 3

**Actual Accomplishments**

Number assisted:

	Owner		Renter		Total		Person	
	Total	Hispanic	Total	Hispanic	Total	Hispanic	Total	Hispanic
White:	0	0	0	0	0	0	0	0
Black/African American:	0	0	0	0	0	0	0	0
Asian:	0	0	0	0	0	0	0	0
American Indian/Alaskan Native:	0	0	0	0	0	0	0	0
Native Hawaiian/Other Pacific Islander:	0	0	0	0	0	0	0	0
American Indian/Alaskan Native & White:	0	0	0	0	0	0	0	0
Asian White:	0	0	0	0	0	0	0	0
Black/African American & White:	0	0	0	0	0	0	0	0
American Indian/Alaskan Native & Black/African American:	0	0	0	0	0	0	0	0
Other multi-racial:	0	0	0	0	0	0	0	0
Asian/Pacific Islander:	0	0	0	0	0	0	0	0
Hispanic:	0	0	0	0	0	0	0	0
<b>Total:</b>	<b>0</b>	<b>0</b>	<b>0</b>	<b>0</b>	<b>0</b>	<b>0</b>	<b>0</b>	<b>0</b>



U.S. Department of Housing and Urban Development  
Office of Community Planning and Development  
Integrated Disbursement and Information System  
CDBG Activity Summary Report (GPR) for Program Year 2017  
EASTON

Date: 18-Jan-2018

Time: 14:29

Page: 55

Female-headed Households:

0 0 0

*Income Category:*

	<b>Owner</b>	<b>Renter</b>	<b>Total</b>	<b>Person</b>
Extremely Low	0	0	0	0
Low Mod	0	0	0	0
Moderate	0	0	0	0
Non Low Moderate	0	0	0	0
Total	0	0	0	0

Percent Low/Mod

**Annual Accomplishments**

No data returned for this view. This might be because the applied filter excludes all data.



U.S. Department of Housing and Urban Development  
 Office of Community Planning and Development  
 Integrated Disbursement and Information System  
 CDBG Activity Summary Report (GPR) for Program Year 2017  
 EASTON

Date: 18-Jan-2018  
 Time: 14:29  
 Page: 56

**PGM Year:** 2017  
**Project:** 0011 - Northampton Street lighting  
**IDIS Activity:** 612 - Northampton Street Lighting

**Status:** Open  
**Location:** Address Suppressed

**Objective:** Create suitable living environments  
**Outcome:** Sustainability  
**Matrix Code:** Sidewalks (03L)

**National Objective:** LMA

**Initial Funding Date:** 11/09/2017

**Description:**

Street lighting improvements on Northampton Street in the heart of the West Ward. The City intends to create a safer pedestrian environment (sidewalks and crossings) by providing decorative and energy efficient pedestrian-scale street lighting on the 1000 to 1200 block of Northampton Street located in the West Ward lowmod neighborhood. The funding will be used to provide, foundations, an electrical hookup for the street poles.

**Financing**

	Fund Type	Grant Year	Grant	Funded Amount	Drawn In Program Year	Drawn Thru Program Year
CDBG	EN	2017	B17MC420006	\$36,000.00	\$0.00	\$0.00
<b>Total</b>	<b>Total</b>			<b>\$36,000.00</b>	<b>\$0.00</b>	<b>\$0.00</b>

**Proposed Accomplishments**

Public Facilities : 13  
 Total Population in Service Area: 8,795  
 Census Tract Percent Low / Mod: 64.13

**Annual Accomplishments**

No data returned for this view. This might be because the applied filter excludes all data.





U.S. Department of Housing and Urban Development  
 Office of Community Planning and Development  
 Integrated Disbursement and Information System  
 CDBG Activity Summary Report (GPR) for Program Year 2017  
 EASTON

Date: 18-Jan-2018  
 Time: 14:29  
 Page: 57

**PGM Year:** 2017  
**Project:** 0011 - Northampton Street lighting  
**IDIS Activity:** 613 - Decorative Street Poles

**Status:** Open  
**Location:** 123 S 3rd St Easton, PA 18042-4727

**Objective:** Create suitable living environments  
**Outcome:** Sustainability  
**Matrix Code:** Sidewalks (03L) **National Objective:** LMA

**Initial Funding Date:** 11/09/2017

**Description:**

Street lighting improvements on Northampton Street in the heart of the West Ward. The City intends to create a safer pedestrian environment by providing decorative and energy efficient pedestrian-scale street lighting on the 1000 to 1200 block of Northampton Street located in the West Ward lowmod neighborhood. The funding will be used to provide, the street poles used for the lighting adding to the safety of sidewalk and crossing pedestrians as well as the beautification of the West Ward area.

**Financing**

	Fund Type	Grant Year	Grant	Funded Amount	Drawn In Program Year	Drawn Thru Program Year
CDBG	EN	2017	B17MC420006	\$30,000.00	\$0.00	\$0.00
<b>Total</b>	<b>Total</b>			<b>\$30,000.00</b>	<b>\$0.00</b>	<b>\$0.00</b>

**Proposed Accomplishments**

Public Facilities : 26,000  
 Total Population in Service Area: 8,795  
 Census Tract Percent Low / Mod: 64.13

**Annual Accomplishments**

No data returned for this view. This might be because the applied filter excludes all data.



U.S. Department of Housing and Urban Development  
 Office of Community Planning and Development  
 Integrated Disbursement and Information System  
 CDBG Activity Summary Report (GPR) for Program Year 2017  
 EASTON

Date: 18-Jan-2018  
 Time: 14:29  
 Page: 58

**PGM Year:** 2017  
**Project:** 0009 - Street reconstruction and sewer rehabilitation  
**IDIS Activity:** 614 - Street Reconstruction -South Side

**Status:** Open  
**Location:** 123 S 3rd St Easton, PA 18042-4727

**Objective:** Create suitable living environments  
**Outcome:** Sustainability  
**Matrix Code:** Street Improvements (03K)

**National Objective:** LMA

**Initial Funding Date:** 11/09/2017

**Description:**

Street reconstruction and overlayment in Low to Moderate income areas of South Side. The City of Easton intends to continue its mission to provide safer transportation routes for automobiles and pedestrians. The City, established in 1752 has a system of aging roadways. Due to the high cost of road reconstruction, the City systematically improves its transportation network each year. Through CDBG funding assistance, the City is enabled to reconstruct roadways within our low and moderate income neighborhoods.

**Financing**

	Fund Type	Grant Year	Grant	Funded Amount	Drawn In Program Year	Drawn Thru Program Year
CDBG	EN	2017	B17MC420006	\$24,373.00	\$0.00	\$0.00
<b>Total</b>	<b>Total</b>			<b>\$24,373.00</b>	<b>\$0.00</b>	<b>\$0.00</b>

**Proposed Accomplishments**

People (General) : 3,000  
 Total Population in Service Area: 3,365  
 Census Tract Percent Low / Mod: 61.52

**Annual Accomplishments**

No data returned for this view. This might be because the applied filter excludes all data.



U.S. Department of Housing and Urban Development  
 Office of Community Planning and Development  
 Integrated Disbursement and Information System  
 CDBG Activity Summary Report (GPR) for Program Year 2017  
 EASTON

Date: 18-Jan-2018  
 Time: 14:29  
 Page: 59

**PGM Year:** 2017  
**Project:** 0009 - Street reconstruction and sewer rehabilitation  
**IDIS Activity:** 615 - Street Reconstruction -West Ward

**Status:** Open  
**Location:** 123 S 3rd St Easton, PA 18042-4727

**Objective:** Create suitable living environments  
**Outcome:** Sustainability  
**Matrix Code:** Street Improvements (03K)

**National Objective:** LMA

**Initial Funding Date:** 11/09/2017

**Description:**

Street reconstruction and overlayment in Low to Moderate income areas of West Ward. The City of Easton intends to continue its mission to provide safer transportation routes for automobiles and pedestrians. The City, established in 1752 has a system of aging roadways. Due to the high cost of road reconstruction, the City systematically improves its transportation network each year. Through CDBG funding assistance, the City is enabled to reconstruct roadways within our low and moderate income neighborhoods.

**Financing**

	Fund Type	Grant Year	Grant	Funded Amount	Drawn In Program Year	Drawn Thru Program Year
CDBG	EN	2017	B17MC420006	\$46,888.00	\$0.00	\$0.00
<b>Total</b>	<b>Total</b>			<b>\$46,888.00</b>	<b>\$0.00</b>	<b>\$0.00</b>

**Proposed Accomplishments**

People (General) : 7,200  
 Total Population in Service Area: 8,795  
 Census Tract Percent Low / Mod: 64.13

**Annual Accomplishments**

No data returned for this view. This might be because the applied filter excludes all data.



U.S. Department of Housing and Urban Development  
Office of Community Planning and Development  
Integrated Disbursement and Information System  
CDBG Activity Summary Report (GPR) for Program Year 2017  
EASTON

Date: 18-Jan-2018  
Time: 14:29  
Page: 60

**PGM Year:** 2017  
**Project:** 0009 - Street reconstruction and sewer rehabilitation  
**IDIS Activity:** 616 - Sewer Rehab -South Side

**Status:** Canceled 12/15/2017 3:34:00 PM  
**Location:** 123 S 3rd St Easton, PA 18042-4727

**Objective:** Create suitable living environments  
**Outcome:** Sustainability  
**Matrix Code:** Water/Sewer Improvements (03J)

**National Objective:** LMA

**Initial Funding Date:** 11/09/2017

**Description:**

Street reconstruction and overlayment in Low to Moderate income areas of West Ward. The City of Easton intends to continue its mission to provide safer transportation routes for automobiles and pedestrians. The City, established in 1752 has a system of aging roadways. Due to the high cost of road reconstruction, the City systematically improves its transportation network each year. Through CDBG funding assistance, the City is enabled to reconstruct roadways within our low and moderate income neighborhoods.

**Financing**

No data returned for this view. This might be because the applied filter excludes all data.

**Proposed Accomplishments**

People (General) : 3,000  
Total Population in Service Area: 3,365  
Census Tract Percent Low / Mod: 61.52

**Annual Accomplishments**

No data returned for this view. This might be because the applied filter excludes all data.



U.S. Department of Housing and Urban Development  
 Office of Community Planning and Development  
 Integrated Disbursement and Information System  
 CDBG Activity Summary Report (GPR) for Program Year 2017  
 EASTON

Date: 18-Jan-2018  
 Time: 14:29  
 Page: 61

**PGM Year:** 2017  
**Project:** 0009 - Street reconstruction and sewer rehabilitation  
**IDIS Activity:** 617 - Sewer Rehab -West Ward

**Status:** Open  
**Location:** 123 S 3rd St Easton, PA 18042-4727

**Objective:** Create suitable living environments  
**Outcome:** Sustainability  
**Matrix Code:** Water/Sewer Improvements (03J)

**National Objective:** LMA

**Initial Funding Date:** 11/09/2017

**Description:**

Street reconstruction and overlayment in Low to Moderate income areas of West Ward. The City of Easton intends to continue its mission to provide safer transportation routes for automobiles and pedestrians. The City, established in 1752 has a system of aging roadways. Due to the high cost of road reconstruction, the City systematically improves its transportation network each year. Through CDBG funding assistance, the City is enabled to reconstruct roadways within our low and moderate income neighborhoods.

**Financing**

	Fund Type	Grant Year	Grant	Funded Amount	Drawn In Program Year	Drawn Thru Program Year
CDBG	EN	2017	B17MC420006	\$35,000.00	\$34,125.00	\$34,125.00
<b>Total</b>	<b>Total</b>			<b>\$35,000.00</b>	<b>\$34,125.00</b>	<b>\$34,125.00</b>

**Proposed Accomplishments**

People (General) : 7,200  
 Total Population in Service Area: 8,795  
 Census Tract Percent Low / Mod: 64.13

**Annual Accomplishments**

Years	Accomplishment Narrative	# Benefitting
2017	The City of Easton has administered repair and rehabilitation of sewer lines located on the 400 and 700 Blocks of Church Street. The 400 and 700 Church Street are located in the West Ward area of the City of Easton, these are low income city blocks in a low-moderate income neighborhood.	



U.S. Department of Housing and Urban Development  
 Office of Community Planning and Development  
 Integrated Disbursement and Information System  
 CDBG Activity Summary Report (GPR) for Program Year 2017  
 EASTON

Date: 18-Jan-2018  
 Time: 14:29  
 Page: 62

**PGM Year:** 2017  
**Project:** 0015 - Safe Harbor - facility improvements  
**IDIS Activity:** 618 - Safe Harbor - Community Showers

**Status:** Open  
**Location:** 123 S 3rd St Easton, PA 18042-4727

**Objective:** Create suitable living environments  
**Outcome:** Availability/accessibility  
**Matrix Code:** Homeless Facilities (not operating costs) (03C)      **National Objective:** LMC

**Initial Funding Date:** 11/09/2017

**Description:**

Safe Harbor of Easton provides shelter, meals, vocation assistance, and a host of additional human services to the homeless in the City of Easton. The funding will be used to add additional showering stalls and supplies to assist in providing the dignity of cleanliness to Easton's homeless citizens.

**Financing**

	Fund Type	Grant Year	Grant	Funded Amount	Drawn In Program Year	Drawn Thru Program Year
CDBG	EN	2017	B17MC420006	\$7,500.00	\$0.00	\$0.00
<b>Total</b>	<b>Total</b>			<b>\$7,500.00</b>	<b>\$0.00</b>	<b>\$0.00</b>

**Proposed Accomplishments**

Public Facilities : 4,800

**Actual Accomplishments**

*Number assisted:*

	<b>Owner</b>		<b>Renter</b>		<b>Total</b>		<b>Person</b>	
	Total	Hispanic	Total	Hispanic	Total	Hispanic	Total	Hispanic
White:	0	0	0	0	0	0		0
Black/African American:	0	0	0	0	0	0	0	0
Asian:	0	0	0	0	0	0	0	0
American Indian/Alaskan Native:	0	0	0	0	0	0	0	0
Native Hawaiian/Other Pacific Islander:	0	0	0	0	0	0	0	0
American Indian/Alaskan Native & White:	0	0	0	0	0	0	0	0
Asian White:	0	0	0	0	0	0	0	0
Black/African American & White:	0	0	0	0	0	0	0	0
American Indian/Alaskan Native & Black/African American:	0	0	0	0	0	0	0	0
Other multi-racial:	0	0	0	0	0	0	0	0
Asian/Pacific Islander:	0	0	0	0	0	0	0	0
Hispanic:	0	0	0	0	0	0	0	0
<b>Total:</b>	<b>0</b>	<b>0</b>	<b>0</b>	<b>0</b>	<b>0</b>	<b>0</b>	<b>0</b>	<b>0</b>
Female-headed Households:	0		0		0			



U.S. Department of Housing and Urban Development  
Office of Community Planning and Development  
Integrated Disbursement and Information System  
CDBG Activity Summary Report (GPR) for Program Year 2017  
EASTON

Date: 18-Jan-2018

Time: 14:29

Page: 63

*Income Category:*

	<b>Owner</b>	<b>Renter</b>	<b>Total</b>	<b>Person</b>
Extremely Low	0	0	0	0
Low Mod	0	0	0	0
Moderate	0	0	0	0
Non Low Moderate	0	0	0	0
Total	0	0	0	0
Percent Low/Mod				

**Annual Accomplishments**

No data returned for this view. This might be because the applied filter excludes all data.



U.S. Department of Housing and Urban Development  
 Office of Community Planning and Development  
 Integrated Disbursement and Information System  
 CDBG Activity Summary Report (GPR) for Program Year 2017  
 EASTON

Date: 18-Jan-2018  
 Time: 14:29  
 Page: 64

**PGM Year:** 2017  
**Project:** 0010 - Third Street Alliance - facility  
**IDIS Activity:** 619 - Third Street Alliance - Asbestos Abatement

**Status:** Open  
**Location:** 123 S 3rd St Easton, PA 18042-4727

**Objective:** Create suitable living environments  
**Outcome:** Sustainability  
**Matrix Code:** Asbestos Removal (03R)

**National Objective:** LMA

**Initial Funding Date:** 11/09/2017

**Description:**

Third Street Alliance is a neighborhood center that provides transitional housing, emergency shelter, daycare services, vocational assistance and a host of additional services to the low to moderate income citizens of the City of Easton. The funding provided will be used to abate asbestos flooring with in the center (place sometime in the late 50's), to provide a safe and code compliant facility.

**Financing**

	Fund Type	Grant Year	Grant	Funded Amount	Drawn In Program Year	Drawn Thru Program Year
CDBG	EN	2017	B17MC420006	\$32,000.00	\$0.00	\$0.00
<b>Total</b>	<b>Total</b>			<b>\$32,000.00</b>	<b>\$0.00</b>	<b>\$0.00</b>

**Proposed Accomplishments**

Public Facilities : 269  
 Total Population in Service Area: 14,180  
 Census Tract Percent Low / Mod: 64.81

**Annual Accomplishments**

No data returned for this view. This might be because the applied filter excludes all data.





U.S. Department of Housing and Urban Development  
 Office of Community Planning and Development  
 Integrated Disbursement and Information System  
 CDBG Activity Summary Report (GPR) for Program Year 2017  
 EASTON

Date: 18-Jan-2018  
 Time: 14:29  
 Page: 65

**PGM Year:** 2017  
**Project:** 0016 - Program Administration  
**IDIS Activity:** 620 - General Administration & Planning

**Status:** Open  
**Location:** ,  
**Objective:**  
**Outcome:**  
**Matrix Code:** General Program Administration (21A)      **National Objective:**

**Initial Funding Date:** 11/09/2017

**Description:**  
 Funds will be used for general administration and planning of the CDBG funding.

**Financing**

	Fund Type	Grant Year	Grant	Funded Amount	Drawn In Program Year	Drawn Thru Program Year
CDBG	EN	2017	B17MC420006	\$150,000.00	\$0.00	\$0.00
<b>Total</b>	<b>Total</b>			<b>\$150,000.00</b>	<b>\$0.00</b>	<b>\$0.00</b>

**Proposed Accomplishments**

**Actual Accomplishments**

*Number assisted:*

	<b>Owner</b>		<b>Renter</b>		<b>Total</b>		<b>Person</b>	
	Total	Hispanic	Total	Hispanic	Total	Hispanic	Total	Hispanic
White:					0	0		
Black/African American:					0	0		
Asian:					0	0		
American Indian/Alaskan Native:					0	0		
Native Hawaiian/Other Pacific Islander:					0	0		
American Indian/Alaskan Native & White:					0	0		
Asian White:					0	0		
Black/African American & White:					0	0		
American Indian/Alaskan Native & Black/African American:					0	0		
Other multi-racial:					0	0		
Asian/Pacific Islander:					0	0		
Hispanic:					0	0		
<b>Total:</b>	<b>0</b>	<b>0</b>	<b>0</b>	<b>0</b>	<b>0</b>	<b>0</b>	<b>0</b>	<b>0</b>
Female-headed Households:					0			

*Income Category:*

**Owner    Renter    Total    Person**



U.S. Department of Housing and Urban Development  
Office of Community Planning and Development  
Integrated Disbursement and Information System  
CDBG Activity Summary Report (GPR) for Program Year 2017  
EASTON

Date: 18-Jan-2018

Time: 14:29

Page: 66

Extremely Low			0	
Low Mod			0	
Moderate			0	
Non Low Moderate			0	
Total	0	0	0	0
Percent Low/Mod				

**Annual Accomplishments**

No data returned for this view. This might be because the applied filter excludes all data.



U.S. Department of Housing and Urban Development  
 Office of Community Planning and Development  
 Integrated Disbursement and Information System  
 CDBG Activity Summary Report (GPR) for Program Year 2017  
 EASTON

Date: 18-Jan-2018  
 Time: 14:29  
 Page: 67

**PGM Year:** 2017  
**Project:** 0013 - Fire equipment  
**IDIS Activity:** 621 - Easton Fire Dept. - All Terrain Safety Vehicle

**Status:** Open  
**Location:** 123 S 3rd St Easton, PA 18042-4727

**Objective:** Create suitable living environments

**Outcome:** Sustainability

**Matrix Code:** Fire Station/Equipment (03O)

**National Objective:** LMA

**Initial Funding Date:** 11/09/2017

**Description:**

The Easton Fire Department serves the City of Easton which has above a 51% low to moderate income population will purchase an All Terrain Specialty Rescue Vehicle. The upgrade will allow the fire department to provide fire and rescue services in areas that is not accessible by standard fire rescue vehicles. The vehicle will also provide additional safety with more fire and rescue accessibility to festival and recreational events throughout the City of Easton.

**Financing**

	Fund Type	Grant Year	Grant	Funded Amount	Drawn In Program Year	Drawn Thru Program Year
CDBG	EN	2017	B17MC420006	\$30,000.00	\$30,000.00	\$30,000.00
<b>Total</b>	<b>Total</b>			<b>\$30,000.00</b>	<b>\$30,000.00</b>	<b>\$30,000.00</b>

**Proposed Accomplishments**

Public Facilities : 26,000  
 Total Population in Service Area: 14,180  
 Census Tract Percent Low / Mod: 64.81

**Annual Accomplishments**

No data returned for this view. This might be because the applied filter excludes all data.



U.S. Department of Housing and Urban Development  
Office of Community Planning and Development  
Integrated Disbursement and Information System  
CDBG Activity Summary Report (GPR) for Program Year 2017  
EASTON


Date: 18-Jan-2018

Time: 14:29

Page: 68

---

<b>Total Funded Amount:</b>	<b>\$10,277,262.08</b>
<b>Total Drawn Thru Program Year:</b>	<b>\$9,105,091.89</b>
<b>Total Drawn In Program Year:</b>	<b>\$573,777.78</b>




U.S. Department of Housing and Urban Development  
 Office of Community Planning and Development  
 Integrated Disbursement and Information System  
 CDBG Summary of Accomplishments  
 Program Year: 2017

DATE: 02-07-18  
 TIME: 13:49  
 PAGE: 1

EASTON

Count of CDBG Activities with Disbursements by Activity Group & Matrix Code

Activity Group	Activity Category	Open Activities		Completed		Program Year Count	Total Activities Disbursed
		Open Count	Disbursed	Count	Disbursed		
Acquisition	Acquisition of Real Property (01)	2	\$0.00	0	\$0.00	2	\$0.00
	Disposition (02)	2	\$2,176.95	0	\$0.00	2	\$2,176.95
	<b>Total Acquisition</b>	<b>4</b>	<b>\$2,176.95</b>	<b>0</b>	<b>\$0.00</b>	<b>4</b>	<b>\$2,176.95</b>
Economic Development	ED Direct Financial Assistance to For-Profits (18A)	2	\$0.00	0	\$0.00	2	\$0.00
	<b>Total Economic Development</b>	<b>2</b>	<b>\$0.00</b>	<b>0</b>	<b>\$0.00</b>	<b>2</b>	<b>\$0.00</b>
Housing	Rehab; Single-Unit Residential (14A)	2	\$0.00	1	\$0.00	3	\$0.00
	Acquisition for Rehabilitation (14G)	2	\$6,553.66	0	\$0.00	2	\$6,553.66
	Rehabilitation Administration (14H)	1	\$0.00	0	\$0.00	1	\$0.00
	Code Enforcement (15)	0	\$0.00	3	\$125,000.00	3	\$125,000.00
	<b>Total Housing</b>	<b>5</b>	<b>\$6,553.66</b>	<b>4</b>	<b>\$125,000.00</b>	<b>9</b>	<b>\$131,553.66</b>
Public Facilities and Improvements	Homeless Facilities (not operating costs) (03C)	1	\$0.00	0	\$0.00	1	\$0.00
	Neighborhood Facilities (03E)	2	\$0.00	1	\$3,048.00	3	\$3,048.00
	Parks, Recreational Facilities (03F)	0	\$0.00	1	\$12,117.00	1	\$12,117.00
	Water/Sewer Improvements (03J)	1	\$34,125.00	0	\$0.00	1	\$34,125.00
	Street Improvements (03K)	4	\$80,918.75	0	\$0.00	4	\$80,918.75
	Sidewalks (03L)	2	\$0.00	0	\$0.00	2	\$0.00
	Fire Station/Equipment (03O)	1	\$30,000.00	0	\$0.00	1	\$30,000.00
	Asbestos Removal (03R)	1	\$0.00	0	\$0.00	1	\$0.00
	<b>Total Public Facilities and Improvements</b>	<b>12</b>	<b>\$145,043.75</b>	<b>2</b>	<b>\$15,165.00</b>	<b>14</b>	<b>\$160,208.75</b>
Public Services	Public Services (General) (05)	1	\$0.00	3	\$54,408.75	4	\$54,408.75
	Youth Services (05D)	0	\$0.00	1	\$0.00	1	\$0.00
	Crime Awareness (05I)	1	\$11,254.57	1	\$0.00	2	\$11,254.57
	Housing Counseling (05U)	1	\$0.00	0	\$0.00	1	\$0.00
	<b>Total Public Services</b>	<b>3</b>	<b>\$11,254.57</b>	<b>5</b>	<b>\$54,408.75</b>	<b>8</b>	<b>\$65,663.32</b>
General Administration and Planning	Planning (20)	1	\$0.00	0	\$0.00	1	\$0.00
	General Program Administration (21A)	3	\$116,431.80	0	\$0.00	3	\$116,431.80
	<b>Total General Administration and Planning</b>	<b>4</b>	<b>\$116,431.80</b>	<b>0</b>	<b>\$0.00</b>	<b>4</b>	<b>\$116,431.80</b>




U.S. Department of Housing and Urban Development  
Office of Community Planning and Development  
Integrated Disbursement and Information System  
CDBG Summary of Accomplishments  
Program Year: 2017

DATE: 02-07-18  
TIME: 13:49  
PAGE: 2

EASTON

Activity Group	Activity Category	Open Count	Open Activities Disbursed	Completed Count	Completed Activities Disbursed	Program Year Count	Total Activities Disbursed
Repayment of Section 108 Loans	Planned Repayment of Section 108 Loan Principal (19F)	3	\$97,743.30	0	\$0.00	3	\$97,743.30
	Total Repayment of Section 108 Loans	3	\$97,743.30	0	\$0.00	3	\$97,743.30
Grand Total		33	\$379,204.03	11	\$194,573.75	44	\$573,777.78




U.S. Department of Housing and Urban Development  
 Office of Community Planning and Development  
 Integrated Disbursement and Information System  
 CDBG Summary of Accomplishments  
 Program Year: 2017

DATE: 02-07-18  
 TIME: 13:49  
 PAGE: 3

EASTON

CDBG Sum of Actual Accomplishments by Activity Group and Accomplishment Type

Activity Group	Matrix Code	Accomplishment Type	Open Count	Completed Count	Program Year Totals
Acquisition	Acquisition of Real Property (01)	Persons	0	0	0
		Housing Units	1	0	1
	Disposition (02)	Housing Units	3	0	3
	Total Acquisition		4	0	4
Economic Development	ED Direct Financial Assistance to For-Profits (18A)	Business	0	0	0
		Jobs	0	0	0
	Total Economic Development		0	0	0
Housing	Rehab; Single-Unit Residential (14A)	Housing Units	0	3	3
	Acquisition for Rehabilitation (14G)	Housing Units	0	0	0
	Rehabilitation Administration (14H)	Housing Units	0	0	0
	Code Enforcement (15)	Housing Units	0	14,180	14,180
	Total Housing		0	14,183	14,183
Public Facilities and Improvements	Homeless Facilities (not operating costs) (03C)	Public Facilities	0	0	0
	Neighborhood Facilities (03E)	Public Facilities	0	8,795	8,795
	Parks, Recreational Facilities (03F)	Public Facilities	0	16,830	16,830
	Water/Sewer Improvements (03J)	Persons	8,795	0	8,795
	Street Improvements (03K)	Persons	8,795	0	8,795
	Sidewalks (03L)	Public Facilities	0	0	0
	Fire Station/Equipment (03O)	Public Facilities	0	0	0
	Asbestos Removal (03R)	Public Facilities	0	0	0
Total Public Facilities and Improvements		17,590	25,625	43,215	
Public Services	Public Services (General) (05)	Persons	0	3,022	3,022
	Youth Services (05D)	Persons	0	126	126
	Crime Awareness (05I)	Persons	7,845	14,180	22,025
	Housing Counseling (05U)	Households	0	0	0
	Total Public Services		7,845	17,328	25,173
Grand Total			25,439	57,136	82,575




EASTON

CDBG Beneficiaries by Racial / Ethnic Category

Housing-Non Housing	Race	Total Persons	Total Hispanic		
			Persons	Total Households	
				Total Hispanic Households	
Housing	White	0	0	2	0
	Other multi-racial	0	0	1	0
	Total Housing	0	0	3	0
Non Housing	White	389	57	1	0
	Black/African American	439	68	0	0
	Other multi-racial	300	28	2	2
	Total Non Housing	1,128	153	3	2
Grand Total	White	389	57	3	0
	Black/African American	439	68	0	0
	Other multi-racial	300	28	3	2
	Total Grand Total	1,128	153	6	2






EASTON

CDBG Beneficiaries by Income Category

	Income Levels	Owner Occupied	Renter Occupied	Persons
Non Housing	Extremely Low ( $\leq 30\%$ )	0	0	117
	Low ( $>30\%$ and $\leq 50\%$ )	0	0	0
	Mod ( $>50\%$ and $\leq 80\%$ )	0	0	0
	Total Low-Mod	0	0	117
	Non Low-Mod ( $>80\%$ )	0	0	0
	Total Beneficiaries	0	0	117



Office of Community Planning and Development  
U.S. Department of Housing and Urban Development  
Integrated Disbursement and Information System  
PR26 - CDBG Financial Summary Report  
Program Year 2017  
EASTON , PA

DATE: 01-03-18  
TIME: 10:12  
PAGE: 1

PART I: SUMMARY OF CDBG RESOURCES	
01 UNEXPENDED CDBG FUNDS AT END OF PREVIOUS PROGRAM YEAR	870,164.63
02 ENTITLEMENT GRANT	788,761.00
03 SURPLUS URBAN RENEWAL	0.00
04 SECTION 108 GUARANTEED LOAN FUNDS	0.00
05 CURRENT YEAR PROGRAM INCOME	95,229.68
05a CURRENT YEAR SECTION 108 PROGRAM INCOME (FOR SI TYPE)	0.00
06 FUNDS RETURNED TO THE LINE-OF-CREDIT	76,901.80
06a FUNDS RETURNED TO THE LOCAL CDBG ACCOUNT	0.00
07 ADJUSTMENT TO COMPUTE TOTAL AVAILABLE	0.00
08 TOTAL AVAILABLE (SUM, LINES 01-07)	1,831,057.11
PART II: SUMMARY OF CDBG EXPENDITURES	
09 DISBURSEMENTS OTHER THAN SECTION 108 REPAYMENTS AND PLANNING/ADMINISTRATION	359,602.68
10 ADJUSTMENT TO COMPUTE TOTAL AMOUNT SUBJECT TO LOW/MOD BENEFIT	0.00
11 AMOUNT SUBJECT TO LOW/MOD BENEFIT (LINE 09 + LINE 10)	359,602.68
12 DISBURSED IN IDIS FOR PLANNING/ADMINISTRATION	116,431.80
13 DISBURSED IN IDIS FOR SECTION 108 REPAYMENTS	97,743.30
14 ADJUSTMENT TO COMPUTE TOTAL EXPENDITURES	0.00
15 TOTAL EXPENDITURES (SUM, LINES 11-14)	573,777.78
16 UNEXPENDED BALANCE (LINE 08 - LINE 15)	1,257,279.33
PART III: LOW/MOD BENEFIT THIS REPORTING PERIOD	
17 EXPENDED FOR LOW/MOD HOUSING IN SPECIAL AREAS	0.00
18 EXPENDED FOR LOW/MOD MULTI-UNIT HOUSING	0.00
19 DISBURSED FOR OTHER LOW/MOD ACTIVITIES	359,602.68
20 ADJUSTMENT TO COMPUTE TOTAL LOW/MOD CREDIT	0.00
21 TOTAL LOW/MOD CREDIT (SUM, LINES 17-20)	359,602.68
22 PERCENT LOW/MOD CREDIT (LINE 21/LINE 11)	100.00%
LOW/MOD BENEFIT FOR MULTI-YEAR CERTIFICATIONS	
23 PROGRAM YEARS(PY) COVERED IN CERTIFICATION	PY: PY: PY:
24 CUMULATIVE NET EXPENDITURES SUBJECT TO LOW/MOD BENEFIT CALCULATION	0.00
25 CUMULATIVE EXPENDITURES BENEFITING LOW/MOD PERSONS	0.00
26 PERCENT BENEFIT TO LOW/MOD PERSONS (LINE 25/LINE 24)	0.00%
PART IV: PUBLIC SERVICE (PS) CAP CALCULATIONS	
27 DISBURSED IN IDIS FOR PUBLIC SERVICES	65,663.32
28 PS UNLIQUIDATED OBLIGATIONS AT END OF CURRENT PROGRAM YEAR	0.00
29 PS UNLIQUIDATED OBLIGATIONS AT END OF PREVIOUS PROGRAM YEAR	0.00
30 ADJUSTMENT TO COMPUTE TOTAL PS OBLIGATIONS	0.00
31 TOTAL PS OBLIGATIONS (LINE 27 + LINE 28 - LINE 29 + LINE 30)	65,663.32
32 ENTITLEMENT GRANT	788,761.00
33 PRIOR YEAR PROGRAM INCOME	61,925.00
34 ADJUSTMENT TO COMPUTE TOTAL SUBJECT TO PS CAP	0.00
35 TOTAL SUBJECT TO PS CAP (SUM, LINES 32-34)	850,686.00
36 PERCENT FUNDS OBLIGATED FOR PS ACTIVITIES (LINE 31/LINE 35)	7.72%
PART V: PLANNING AND ADMINISTRATION (PA) CAP	
37 DISBURSED IN IDIS FOR PLANNING/ADMINISTRATION	116,431.80
38 PA UNLIQUIDATED OBLIGATIONS AT END OF CURRENT PROGRAM YEAR	0.00
39 PA UNLIQUIDATED OBLIGATIONS AT END OF PREVIOUS PROGRAM YEAR	0.00
40 ADJUSTMENT TO COMPUTE TOTAL PA OBLIGATIONS	0.00
41 TOTAL PA OBLIGATIONS (LINE 37 + LINE 38 - LINE 39 +LINE 40)	116,431.80
42 ENTITLEMENT GRANT	788,761.00
43 CURRENT YEAR PROGRAM INCOME	95,229.68
44 ADJUSTMENT TO COMPUTE TOTAL SUBJECT TO PA CAP	0.00
45 TOTAL SUBJECT TO PA CAP (SUM, LINES 42-44)	883,990.68
46 PERCENT FUNDS OBLIGATED FOR PA ACTIVITIES (LINE 41/LINE 45)	13.17%





**FY 2017**

**City of Easton  
Department of Community & Economic Development**

**Consolidated Annual Performance and Evaluation Report  
(CAPER)**

**For Program Year 2017  
January 1, 2017 to December 31, 2017**

**March, 2018**

**Prepared for the City of Easton by:**

